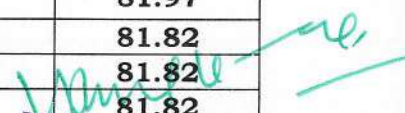


SRI AUROBINDO COLLEGE OF COMMERCE AND MANAGEMENT
Top 15 Toppers in Panjab University in BCOM-Second Semester Examination
May 2019

University Position	Name of College	Roll No	Name of Student	Marks Obtained (out of 660)	Marks %age
1	GGDSD COLLEGE, CHD	18065724	JAGBIR SINGH	559	84.70
2	NATIONAL COLLEGE , MACCHIWARA	18070049	SUKHPREET KAUR	556	84.24
2	SWAMI PERMANAND MAHAVIDYALAYA,	18072972	TANISHA	556	84.24
3	GOVT. COLLEGE, HSH.	18067205	SHIVANI KAPUR	550	83.33
3	ATAM VALLABH JAIN COLLEGE, LDH	18072498	MUSKAAN NEHRA	550	83.33
3	SACCM	18072687	ARCHITA	550	83.33
4	GOPICHAND ARYA MAHILA COLLEGE,	18066804	RITIKA	549	83.18
4	GOVT. COLLEGE FOR GIRLS, LDH.	18067128	TANISHA	549	83.18
4	SACCM	18072850	SHIVANI WADHWA	549	83.18
5	ATAM VALLABH JAIN COLLEGE, LDH	18072487	MAYANK JAIN	548	83.03
6	DD JAIN COLLEGE, LDH.	18065506	TANIYA LOOMBA	545	82.58
6	SACCM	18072844	SHAMITA JAIN	545	82.58
7		18064294	MANDEEP KAUR	544	82.42
7	GGDSD COLLEGE, CHD	18065679	DINESH KUMAR MITTAL	544	82.42
8	GGDSD COLLEGE, CHD	18065743	KASHISH	543	82.27
8	GGDSD COLLEGE, CHD	18065844	RISHABH JAIN	543	82.27
8	SACCM	18072843	SHAINA PURI	543	82.27
9	DASHMESH COLLEGE, MUKERIAN	18064989	JASMEEN KAUR	542	82.12
9	DASHMESH COLLEGE, MUKERIAN	18065003	MANSI	542	82.12
10		18071194	JYOTI	541	81.97
10	SCD COLLEGE, LDH.	18071392	PARVESH AGGARWAL	541	81.97
11	GGDSD COLLEGE, CHD	18065747	KEERAT PREET KAUR	540	81.82
11	KCW, LDH.	18069095	SIMRANJIT KAUR	540	81.82
11		18072291	DIVYA RANI	540	81.82
11	SACCM	18072842	SEJAL SINGLA	540	81.82
12	DAV COLLEGE , ABOHAR	18064384	ISHAN GOYAL	539	81.67
12	GGDSD COLLEGE, CHD	18065819	PRATISHTHA SINGH	539	81.67
12	MATA GANGA KHALSA COLLEGE, KOTTAN, LDH.	18069530	LOVENEET KAUR	539	81.67


 PRINCIPAL
 SRI AUROBINDO COLLEGE OF
 COMMERCE AND MANAGEMENT
 LUDHIANA

13	GOVT. COLLEGE FOR GIRLS, LDH.	18067082	PIYUSH	538	81.52
13	GOVT. COLLEGE, HSH.	18067143	ADEETI ABROE	538	81.52
13	GOVT. COLLEGE, HSH.	18067154	DAVINDER KAUR	538	81.52
13	LRDAV COLLEGE, JAGRAON	18069289	YASHASVI	538	81.52
13		18069324	ANKUSH DEVI	538	81.52
13	ATAM VALLABH JAIN COLLEGE, LDH	18072489	MEENAL JAIN	538	81.52
13	SACCM	18072704	CHARVI BEHAL	538	81.52
13	SACCM	18072841	SEJAL SACHDEVA	538	81.52
13	SACCM	18072881	VRITI	538	81.52
14	GPC ALOUR, KHANNA	18066735	NITIKA	537	81.36
14	PG GOVT. COLLEGE, SECTOR 11, CHD.	18070496	ANJALI	537	81.36
15	GGDSD COLLEGE, CHD	18065795	NEHA SOOD	536	81.21
15	GOVT. COLLEGE FOR GIRLS, LDH.	18067090	PRIYA VERMA	536	81.21
15	GURU NANAK NATIONAL COLLEGE, DORAHA	18068453	MANJINDER KAUR	536	81.21
15	KCW, LDH.	18068912	AAKRITI	536	81.21

Vandana
 PRINCIPAL
 SRI AUROBINDO COLLEGE OF
 COMMERCE & MANAGEMENT
 LUDHIANA

Sri Aurobindo College of Commerce and Management
Comparative Results of BCOM Second Semester May 2019

Leading Colleges of Ludhiana and Chandigarh

Sr. No.	NAME OF THE COLLEGE	Students Appeared	Number of students having Reappear	RLA	Distinction	First Division	First Division%
1	Arya College (W) , Ludhiana	71	1	0	21	70	98.59
2	Government College for Women, Ludhiana	130	2	1	44	126	97.67
3	Sri Aurobindo College of Commerce and Management	203	2	0	66(73)	195	96.06
4	Khalsa College for Women,Ludhiana	205	8	1	42	190	93.14
5	Post Graduate Govt. College for Girls 11, CHD.	144	9	1	13	127	88.81
6	PG Govt. College, Sector 11, Chd.	139	8	8	21	110	83.97
7	GGDSD College, Sec 32, Chandigarh	323	25	8	60	252	80.00
8	Guru Nanak Girls College, Ludhiana	142	19	1	6	111	78.72
9	Govt. College of Commerce & Business Adm, 50A, CHD.	131	17	0	13	103	78.63
10	Arya College , Ludhiana	195	23	0	12	148	75.90
11	Post Graduate Govt. College for Girls 42, CHD.	143	14	0	17	108	75.52
12	MCM DAV COLLEGE SEC-36 CHD	271	29	15	22	193	75.39
13	Dev Samaj College, Sector 45, CHD.	141	9	0	11	106	75.18
14	DD Jain College, LDH	139	25	1	12	103	74.64
15	AS KHANNA	130	24	0	15	94	72.31
16	Guru Nanak Khalsa College for Women, Ludhiana	202	41	1	12	140	69.65
17	DAV College, Abohar	143	23	0	14	98	68.53
18	KLSD College, LDH.	251	52	0	12	171	68.13
19	MTS Memorial College, LDH.	137	35	0	6	91	66.42
20	PG Govt. college, sector 46, Chd.	137	24	11	0	68	53.97
21	DAV College, Sec 10,Chandigarh	266	53	26	1	120	50.00
22	Gobindgarh Public Alour, khanna	67	20	1	6	30	45.45

PRINCIPAL
 SRI AUROBINDO COLLEGE OF
 COMMERCE & MANAGEMENT
 LUDHIANA

SRI AUROBINDO COLLEGE OF COMMERCE AND MANAGEMENT
Top 15 Toppers in Panjab University in BCOM-Sixth Semester Examination
May 2019

University Position	Name of College	Roll No	Name of Student	Marks Obtained (out of 3700)	Marks %age	INTERNAL ASSESSMENT
1	SACCM, Ldh.	16088314	PALLAVI MITTAL	3214	86.86	120
2	Post Graduate Govt. College, Sector 11, Chd.	16085873	SUSHMITA DEVI	3195	86.35	120
3	MCM DAV College, Sector 36, Chd	16084998	NISTHA PATTAR	3180	85.95	118
4	KLSD College, Ldh	16083975	RAJAN SETHI	3148	85.08	120
5	SACCM, Ldh.	16088224	BABLEEN KAUR	3146	85.03	120
6	DAV College, Abohar	16079356	VANDANA JAIN	3122	84.38	120
7	SACCM, Ldh.	16088228	CHAHAT PASSI	3115	84.19	120
8	JCDAV College, Dasuya	16083697	DAMANPREET KAUR	3112	84.11	120
9	GGDSD College, Sector 32, Chd	16080921	YASHITA KHURANA	3110	84.05	100
10	GGDSD College, Sector 32, Chd	16080721	MUSKAN ARORA	3102	83.84	118
11	SACCM, Ldh.	16088382	SONAKSHI KALRA	3097	83.70	120
12	KLSD College, Ldh	16083960	PAYAL GUPTA	3096	83.68	120
13	Govt. College for Girls, Ldh.	16082043	ARSHPREET KAUR	3095	83.65	120
13	SGGS College, Sector-26, Chd.	16087382	NEERAJ	3095	83.65	120
14	AS College, Khanna	16078236	HARSHDEEP KAUR	3091	83.54	120
15	SACCM, Ldh.	16088256	ISHPREET KAUR	3087	83.43	119

Wany Kaur

Sri Aurobindo College of Commerce and Management
Comparative Results of BCOM Sixth Semester May 2019

Leading Colleges of Ludhiana and Chandigarh

Sr. No.	NAME OF THE COLLEGE	Students Appeared	Number of students having Reappear	RLA	Distinction	First Division	First Division%
1	Sri Aurobindo College of Commerce and Management	196	1	16	63	177	98.33
2	Post Graduate Govt. College for Girls 11, CHD.	134	2	15	46	115	96.64
3	Government College for Women, Ludhiana	147	6	15	38	126	95.45
4	Arya College (W) , Ludhiana	70	0	11	9	56	94.92
5	Khalsa College for Women,Ludhiana	197	4	22	31	166	94.86
6	SD College Moga	67	1	10	13	54	94.74
7	Guru Nanak Khalsa College for Women, Ludhiana	199	2	30	21	160	94.67
8	Govt. College of Commerce & Business Adm, 50A, CHD.	145	2	17	24	120	93.75
9	PG Govt. College, Sector 11, Chd.	142	5	7	26	126	93.33
10	GGDSD College, Sec 32, Chandigarh	348	16	27	72	296	92.21
11	AS KHANNA	136	6	26	17	101	91.82
12	Post Graduate Govt. College for Girls 42, CHD.	144	4	24	14	110	91.67
13	SCD Government College for Boys, Ludhiana	132	2	25	10	98	91.59
14	Guru Nanak Girls College, Ludhiana	138	6	34	7	94	90.38
15	Arya College , Ludhiana	207	7	29	10	159	89.33
16	MTS Memorial College, LDH.	142	6	22	14	105	87.50
17	DD Jain College, LDH	149	6	50	6	86	86.87
18	DAV College, Abohar	148	9	21	23	110	86.61
19	KLSD College, LDH.	239	13	41	9	168	84.85
20	MCM DAV COLLEGE SEC-36 CHD	261	14	37	30	181	80.80
21	Dev Samaj College, Sector 45, CHD.	148	10	27	10	94	77.69
22	GGN Khalsa College, Ludhiana	121	11	25	2	74	77.08
23	PG Govt. college, sector 46, Chd.	151	9	25	8	95	75.40
24	Gobindgarh Public Alour, khanna	71	6	5	11	49	74.24
25	LRDAV College, Dasuya	53	4	12	2	28	68.29
26	DAV College, Sec 10,Chandigarh	298	27	73	4	146	64.89
27	SGGS College, sector 26, Chd.	277	29	77	7	107	53.50

PRINCIPAL
 SRI AUROBINDO COLLEGE OF
 COMMERCE & MANAGEMENT
 LUDHIANA

Sri Aurobindo College of Commerce and Management
Comparative Results of BCOM First Semester Dec 2018
Leading Colleges of Ludhiana and Chandigarh

Sr. No.	NAME OF THE COLLEGE	Students Appeared	Number of students having Reappear	RLA	Distinction	First Division	First Division%
1	Government College for Women, Ludhiana	136	6	0	53	128	94.12
2	Sri Aurobindo College of Commerce and Management	210	2	2	32	187	89.90
3	Khalsa College for Women, Ludhiana	206	8	0	20	184	89.32
4	Dashmsh Girls College, Mukerian	73	1	0	16	64	87.67
5	National College, Machhiwara	26	3	0	6	22	84.62
6	Govt. College of Commerce & Business Adm, 50A, CHD.	138	9	0	16	111	80.43
7	Post Graduate Govt. College for Girls 11, CHD.	147	11	1	9	117	80.14
8	GGDSD College, Sec 32, Chandigarh	348	32	5	50	273	79.59
9	Bhag Singh College for Women, Abohar	38	7	0	4	30	78.95
10	SCD Government College for Boys, Ludhiana	123	18	0	5	92	74.80
11	Post Graduate Govt. College for Girls 42, CHD.	146	11	1	8	106	73.10
12	DD Jain College, LDH	140	28	0	5	94	67.14
13	Dev Samaj College, Sector 45, CHD.	142	18	0	6	91	64.08
14	MCM DAV COLLEGE SEC-36 CHD	274	36	1	8	171	62.64
15	Guru Nanak Girls College, Ludhiana	143	18	0	3	89	62.24
16	AS KHANNA	134	22	0	5	78	58.21
17	DAV College, Abohar	146	33	0	6	82	56.16
18	MTS Memorial College, LDH.	144	25	3	1	79	56.03
19	Guru Nanak Khalsa College for Women, Ludhiana	204	41	0	3	109	53.43
20	KLSD College, LDH.	262	69	0	4	124	47.33
21	DAV College, Sec 10, Chandigarh	274	70	3	1	117	43.17
22	Gobindgarh Public Alour, khanna	70	25	3	2	20	29.85

Vamshi

PRINCIPAL
 SRI AUROBINDO COLLEGE OF
 COMMERCE & MANAGEMENT
 LUDHIANA

Sri Aurobindo College of Commerce and Management
Comparative Results of BCOM Third Semester Dec 2018

Leading Colleges of Ludhiana and Chandigarh

Sr. No.	NAME OF THE COLLEGE	Students Appeared	Number of students having Reappear	RLA	Distinction	First Division	First Division%
1	Sri Aurobindo College of Commerce and Management	206	3	1	83	194	94.63
2	Post Graduate Govt. College for Girls 11, CHD.	139	4	0	41	130	93.53
3	Govt. College, HSH.	64	2	1	17	57	90.48
4	Government College for Women, Ludhiana	355	6	0	66	318	89.58
5	Govt. College of Commerce & Business Adm, 50A, CHD.	141	11	0	33	122	86.52
6	Khalsa College for Women, Ludhiana	194	14	0	56	167	86.08
7	GGDSD College, Sec 32, Chandigarh	347	29	1	104	288	83.24
8	Arya College, Ludhiana	208	21	1	39	169	81.64
9	Post Graduate Govt. College, Sec 11, CHD.	130	10	0	18	104	80.00
10	SCD Government College for Boys, Ludhiana	134	20	2	29	102	77.27
11	Guru Nanak Khalsa College for Women, Ludhiana	192	20	0	29	144	75.00
12	Post Graduate Govt. College for Girls 42, CHD.	139	21	0	22	99	71.22
13	MCM DAV COLLEGE SEC-36 CHD	260	36	0	30	178	68.46
14	DD Jain College, LDH	141	19	0	14	93	65.96
15	Gobindgarh Public Alour, khanna	57	5	0	8	37	64.91
16	MTS Memorial College, LDH.	132	19	0	9	85	64.39
17	Guru Nanak Girls College, Ludhiana	133	37	1	11	79	59.85
18	KLSD College, LDH.	223	42	0	11	131	58.74
19	AS KHANNA	122	35	0	4	71	58.20
20	DAV College, Sec 10, Chandigarh	250	39	2	10	134	54.03
21	Dev Samaj College, Sector 45, CHD.	135	29	0	11	71	52.59
22	Post Graduate Govt. College, Sec 46, CHD.	124	31	0	8	61	49.19

Vandana
 PRINCIPAL
 SRI AUROBINDO COLLEGE OF
 COMMERCE & MANAGEMENT
 LUDHIANA

Sri Aurobindo College of Commerce and Management
Comparative Results of BCOM Fifth Semester Dec 2018
Leading Colleges of Ludhiana and Chandigarh

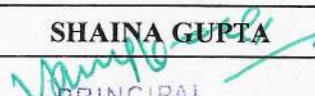
Sr. No.	NAME OF THE COLLEGE	Students Appeared	Number of students having Reappear	RLA	Distinction	First Division	First Division%
1	Sri Aurobindo College of Commerce and Management	195	2	0	72	190	97.44
2	Govt. College of Commerce & Business Adm, 50A, CHD.	144	0	0	39	140	97.22
3	Post Graduate Govt. College, Sec 11, CHD.	142	0	0	42	133	93.66
4	Arya College(W), Ludhiana	70	0	0	31	65	92.86
5	GGDSD College, Sec 32, Chandigarh	345	9	2	124	313	91.25
6	AS KHANNA	138	8	0	50	125	90.58
7	Government College for Women, Ludhiana	146	9	0	44	131	89.73
8	Guru Nanak Khalsa College for Women, Ludhiana	199	9	0	55	177	88.94
9	Khalsa College for Women, Ludhiana	197	10	0	49	173	87.82
10	Guru Nanak Girls College, Ludhiana	138	7	0	19	118	85.51
11	Arya College, Ludhiana	211	15	0	31	179	84.83
12	Post Graduate Govt. College for Girls 42, CHD.	144	13	1	42	121	84.62
13	SCD Government College for Boys, Ludhiana	134	6	0	21	113	84.33
14	Post Graduate Govt. College for Girls 11, CHD.	153	5	0	66	126	82.35
15	DAV College, Abohar	147	8	0	36	121	82.31
16	Post Graduate Govt. College, Sec 46, CHD.	151	10	0	27	122	80.79
17	Gobindgarh Public Alour, khanna	72	1	0	22	57	79.17
18	MTS Memorial College, LDH.	143	17	0	30	110	76.92
19	MCM DAV COLLEGE SEC-36 CHD	258	19	0	35	191	74.03
20	DD Jain College, LDH	149	21	0	16	109	73.15
21	DAV College, Sec 10, Chandigarh	294	28	0	10	188	63.95
22	SGGS, SECTOR 26, CHD.	271	39	1	16	141	52.22

Vijay K. Singh
PRINCIPAL
SRI AUROBINDO COLLEGE OF
COMMERCE & MANAGEMENT
LUDHIANA

SRI AUROBIND COLLEGE OF COMMERCE AND MANAGEMENT

Top 15 Toppers in Panjab University in B COM-Fifth Semester Examination Dec 2018

University Position	Name of College	Roll No	Name of Student	Marks Obtained (Out of 600)	Marks %age
1	SGGS COLLEGE, Sec 26 CHD	16087382	NEERAJ	549	91.50
2	GGSD COLLEGE, CHD	16080629	DEEPNAIN KAUR	542	90.33
3	PG GOVT. COLLEGE, Sec 11, CHD	16085873	SUSHMITA DEVI	541	90.17
4	AS COLLEGE, KHANNA	16078264	KRITIKA	540	90.00
5	JCDAV COLLEGE, DASUYA HSH	16083697	DAMANPREET KAUR	536	89.33
6	PG GOVT COLLEGE, Sec 11, CHD	16085882	VASU SINGLA	534	89.00
7	GGSD COLLEGE, CHD	16080721	MUSKAN ARORA	533	88.83
8	SACCM	16088314	PALLAVI MITTAL	531	88.50
9	GGSD COLLEGE, CHD	16080785	PRIYANKA	529	88.17
9	PG GOVT. COLLEGE FOR GIRLS, Sec 11, CHD	16085542	URJA	529	88.17
10	GURU NANAK KHALSA COLLEGE FOR WOMEN, LDH.	16083215	ENAM	528	88.00
11	DAV COLLEGE, ABOHAR	16079310	RIYA	527	87.83
12	GOBINDGARH PUBLIC COLLEGE, ALOUR, KHANNA	16081732	ASHU BANSAL	526	87.67
12	MCM DAV COLLEGE, Sec 36, CHD	16084998	NISTHA PATTAR	526	87.67
13	ARYA COLLEGE (WOMEN), LDH	16078489	MAHIMA KAPOOR	525	87.50
14	AS COLLEGE, KHANNA	16078236	HARSHDEEP KAUR	524	87.33
14	PG GOVT. COLLEGE, Sec 11, CHD	16085786	KHUSHBOO	524	87.33
14	KLSD COLLEGE, LDH	16083975	RAJAN SETHI	524	87.33
15	MCM DAV COLLEGE, Sec 36, CHD	16084881	CHETNA	523	87.17
15	ARYA COLLEGE (WOMEN), LDH	16078590	SHAINA GUPTA	523	87.17


 PRINCIPAL
 SRI AUROBINDO COLLEGE OF
 COMMERCE & MANAGEMENT
 LUDHIANA

2


Sri Aurobindo college of Commerce and Management
Ludhiana

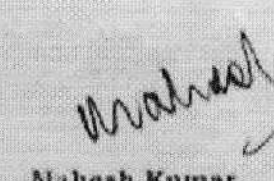
DT: 30th April, 2019


NOTE FOR APPROVAL

As a regular feature we are carrying out result analysis of December 2017 and May 2018 Semester Examination. For this purpose, services of Mr. Rakesh Kumar Chawla (External Computer Expert and Analyst), who is already carrying out the examination analysis from last two sessions, are hired on the negotiated rates of Rs. 19000 (Rs. 9500 per Semester). Since the analysis of December and May Semester is completed and is up to our satisfaction his payment is required to be released.



(Manoj Gupta)
Examination Incharge Assistant Professor


(Sanjay Gupta)
Assistant Professor


Mahesh Kumar
Assistant Professor


Vijay Chhabra
Computer Incharge

Put up for your approval please


(Dr. Sushil Kumar)
Director-Education

27/07/2020

Gmail - Fwd: Result Analysis -May-2019



Priya Gill <priyagill.saccm@gmail.com>

Fwd: Result Analysis -May-2019

1 message

Meenu Gupta <gupta.meenu08@gmail.com>

25 July 2020 at 13:07

To: Priya Gill <priyagill.saccm@gmail.com>

----- Forwarded message -----

From: **Sanjay Gupta** <sanjay1982g@gmail.com>

Date: Thu, 28 May, 2020, 12:49 pm

Subject: Re: Result Analysis -May-2019

To: Principal Saccm <principalsaccm@gmail.com>

Cc: Meenu Gupta <gupta.meenu08@gmail.com>, Mahesh Kumar <mahe3396@gmail.com>, Vijay Chhabra <vc.saccm@gmail.com>

Respected Sir

As a regular feature, we are carrying out a result analysis of the **December 2018 and May 2019 semester examination**. For this purpose, Services of Mr. Rakesh Kumar Chawla (External Computer Expert and Analyst) who is already carrying out the examination analysis from the last three sessions, are hired on negotiated rates of **Rs. 19000/- (Rs. 9500 per Semester)**. Since the analysis of December and May semester is completed, and up to our satisfaction, his payment is required to be released.

For your kind reference: "Note for Approval" for the previous year is attached herewith

--
Regards


Result Analysis Committee:

Ms. Meenu Gupta (Examination Incharge)

Mr. Sanjay Gupta (Assistant Professor)

Mr. Mahesh Kumar (Assistant Professor)

Mr. Vijay Chhabra (Assistant Professor)


PRINCIPAL
SRI AUROBINDO COLLEGE OF
COMMERCE & MANAGEMENT
LUDHIANA

On Sun, May 10, 2020 at 2:58 PM Rakesh Chawla <rakeshsona123@gmail.com> wrote:

Dear Sir/Madam kindly check this updated file (Plz Save this file in direct C or D drive then extract with main folder name " Teacher Wise Comparison"

Teacher Wise Result Analysis

PRINCIPAL
 SRI AUROBINDO COLLEGE OF
 COMMERCE & MANAGEMENT
 LUCHIANA

1	Bulbul Singh (BS)	MMT (BCM-4-A)		MMT (BBA-3-A)		MMT (BCM-4-C)		IB (BBA-5-B)		ARM (BCM-4)		ABM (BCM-3)		Average Marks	Grand Average	Weight	Total Marks
		May-18	Dec-17	May-17	Dec-16	Average Marks	May-18	Dec-17	May-17	Dec-16	Average Marks	May-18	Dec-17				
	Total Students	63	43														
1	Average Score in %	61.37	65.93			63.22	64.06	62.19		63.30							
2	% Distinction (>= 75%)	7.94	4.65			6.60	10.77	9.09		10.09				#DIV/0!			
3	% First Division (>= 60%)	68.25	88.37			76.42	70.77	65.91		68.81				#DIV/0!			
4	% of Compartment	3.17	0.00			1.89	0.00	2.27		0.92				#DIV/0!			
5	Comparison with Other Colleges													#DIV/0!	1.40	-2	0.08

MMT (BCM-4)				
SACCM	C1	C2	C3	
Average Score in %	68.15	70.14	61.95	61.43
% Distinction (>= 75%)	37.43	38.78	15.89	13.50
% First Division (>= 60%)	77.54	82.99	61.22	59.49
% of Compartment	0.00	0.00	0.39	0.96

ABM (BCM-4)			
SACCM	C1	C2	C3

2	Monica Sethi (MS)	BUL (BCM-2-B)		RFC (BBA-3-B)		ADA (BCM-4-C)		CLL (BCM-1-B)		BUL (BBA-2-A)		CLA (BCM-3-C)		Average Marks	Grand Average	Weight	Total Marks
		May-18	Dec-17	May-17	Dec-16	Average Marks	May-18	Dec-17	May-17	Dec-16	Average Marks	May-18	Dec-17				
	Total Students	74	40														
1	Average Score in %	68.19	64.59			66.93	78.15	56.23		66.63	56.61	56.44		62.78			
2	% Distinction (>= 75%)	29.73	17.50			25.44	66.15	4.17		33.58	8.57	15.25		12.77			
3	% First Division (>= 60%)	81.08	75.00			78.95	87.89	41.67		63.50	42.86	76.27		63.83			
4	% of Compartment	0.00	0.00			0.00	0.00	1.39		0.73	2.86	0.00		1.06			
5	Comparison with Other Colleges														0.60	-2	0.01

BUL (BCM-2)				
SACCM	C1	C2	C3	
Average Score in %	67.61	65.32	62.19	61.51
% Distinction (>= 75%)	28.57	18.61	15.79	12.73
% First Division (>= 60%)	80.79	84.21	63.67	62.15
% of Compartment	0.00	1.52	1.58	2.25

ADA (BCM-4)				
SACCM	C1	C2	C3	
	77.63	74.20	71.08	65.35
	63.10	58.52	44.90	35.20
	88.24	79.74	70.75	60.71
	0.00	1.93	2.04	3.49

BUL (BBA-2)				
SACCM	C1	C2	C3	
	54.37	57.66	54.69	46.82
	5.19	5.13	3.90	1.60
	37.66	51.28	35.06	17.39
	6.49	7.69	15.22	25.60

3	Marinal Gupta (MG)	BEC (BCM-2-C)		SAPM (BCM-4-B)		BEC (BBA-2-A)		Average Marks	Grand Average	Weight	Total Marks
		May-18	Dec-17	May-17	Dec-16	Average Marks	May-18				
	Total Students	203									
1	Average Score in %	68.60				68.60	68.50		68.50	64.11	
2	% Distinction (>= 75%)	33.00				33.00	37.29		37.29	17.14	
3	% First Division (>= 60%)	80.30				80.30	76.27		76.27	80.00	
4	% of Compartment	0.00				0.00	0.00		0.00	2.86	
5	Comparison with Other Colleges										0.95

BEC (BCM-2)				
SACCM	C1	C2	C3	
Average Score in %	68.60	69.06	63.43	60.30
% Distinction (>= 75%)	33.00	35.34	18.30	14.21
% First Division (>= 60%)	80.30	82.71	67.19	55.84
% of Compartment	0.00	0.63	1.52	4.12

SAPM (BCM-4)				
SACCM	C1	C2	C3	
	68.15	70.14	61.95	61.43
	37.43	38.78	15.89	13.50
	77.54	82.99	61.22	59.49
	0.00	0.00	0.39	0.96

BEC (BBA-2)				
SACCM	C1	C2	C3	
	63.60	59.42	57.45	54.24
	12.99	17.95	4.00	3.90
	72.73	58.97	55.84	40.00
	1.30	9.60	10.26	15.22

Rooja Mehta (PM)		May-18	Dec-17	May-17	Dec-16	Average Marks	May-18	Dec-17	May-17	Dec-16	Average Marks	May-18	Dec-17	May-17	Dec-16	Average Marks	May-18	Dec-17	May-17	Dec-16	Average Marks	May-18	Dec-17	May-17	Dec-16	Average Marks	Grand Average	Weight	Total Marks	
Total Students																														
1	Average Score in %					#DIV/0!					#DIV/0!					#DIV/0!						#DIV/0!					#DIV/0!	#DIV/0!	10	#DIV/0!
2	% Distinction (>= 75%)					#DIV/0!					#DIV/0!					#DIV/0!						#DIV/0!					#DIV/0!	#DIV/0!	2.5	#DIV/0!
3	% First Division (>= 60%)					#DIV/0!					#DIV/0!					#DIV/0!						#DIV/0!					#DIV/0!	#DIV/0!	4.5	#DIV/0!
4	% of Compartment					#DIV/0!					#DIV/0!					#DIV/0!						#DIV/0!					#DIV/0!	#DIV/0!	-2	#DIV/0!
5	Comparison with Other Colleges					#DIV/0!					#DIV/0!					#DIV/0!						#DIV/0!					#DIV/0!	#DIV/0!	10	

HRM (BCM-2)					PSM (BBA-2)				HRPP (BBA-6)			
SACCM	C1	C2	C3		SACCM	C1	C2	C3	SACCM	C1	C2	C3
Average Score in %												
% Distinction (>= 75%)												
% First Division (>= 60%)												
% of Compartment												

PRINCIPAL
 SH AUROBINDO COLLEGE OF
 COMMERCE & MANAGEMENT
 LUDDHIANA

B Robin Kaushal (RK)		May-18	Dec-17	May-17	Dec-16	Average Marks	May-18	Dec-17	May-17	Dec-16	Average Marks	May-18	Dec-17	May-17	Dec-16	Average Marks	May-18	Dec-17	May-17	Dec-16	Average Marks	Grand Average	Weight	Total Marks						
Total Students		74				71.32	42				41					58.38														
1	Average Score in %	71.32				71.32	58.54				58.54	58.38				58.38														
2	% Distinction (>= 75%)	41.89				41.89	16.67				16.67	12.20				12.20												62.75	10	6.27
3	% First Division (>= 60%)	85.14				85.14	61.90				61.90	36.59				36.59												23.58	2.5	0.59
4	% of Compartment	0.00				0.00	16.67				16.67	0.00				0.00												61.21	4.5	2.75
5	Comparison with Other Colleges					0.00	16.67				16.67	0.00				0.00												5.56	-2	-0.11

BEC (BCM-2)					FMG (BBA-2)				RM (BBA-2)			
SACCM	C1	C2	C3		SACCM	C1	C2	C3	SACCM	C1	C2	C3
Average Score in %	68.60	69.06	63.43	60.30	56.92	49.92	44.52	41.70	58.36	67.52	67.23	62.95
% Distinction (>= 75%)	33.00	35.34	18.30	14.21	12.99	7.69	2.60	2.40	7.14	29.73	23.21	17.28
% First Division (>= 60%)	80.30	82.71	67.19	55.84	53.25	24.68	16.00	12.82	38.10	87.50	78.38	64.20
% of Compartment	0.00	0.63	1.52	4.12	14.29	17.95	31.20	43.48	0.00	1.79	3.70	5.26

Jai Parkash (JP)		May-18	Dec-17	May-17	Dec-16	Average Marks	May-18	Dec-17	May-17	Dec-16	Average Marks	May-18	Dec-17	May-17	Dec-16	Average Marks	May-18	Dec-17	May-17	Dec-16	Average Marks	Grand Average	Weight	Total Marks							
Total Students		54	36			70.88	74	67			69.57	61				67.83															
1	Average Score in %	70.09	72.05			70.88	67.30	72.09			69.57	61				67.83															
2	% Distinction (>= 75%)	44.44	55.56			48.89	22.97	38.81			30.50	19.67				19.67													69.43	10	6.94
3	% First Division (>= 60%)	88.89	83.33			86.67	79.73	94.03			86.52	80.33				80.33													33.02	2.5	0.83
4	% of Compartment	1.85	0.00			1.11	0.00	0.00			0.00	0.00				0.00													84.51	4.5	3.80
5	Comparison with Other Colleges					1.11	0.00	0.00			0.00	0.00				0.00													0.37	-2	-0.01

MOS (BBA-6)					ECOM (BCM-2)				CB (BCM-4)			
SACCM	C1	C2	C3		SACCM	C1	C2	C3	SACCM	C1	C2	C3
Average Score in %	75.38	0.00	0.00	0.00	67.11	74.34	64.34	61.22				
% Distinction (>= 75%)	60.87	0.00	0.00	0.00	19.21	63.16	23.60	16.09				
% First Division (>= 60%)	100.00	0.00	0.00	0.00	82.76	94.74	68.54	59.62				
% of Compartment	0.00	0.00	0.00	0.00	0.00	0.51	0.95	1.50				

16 Leenu Narnag (LN)	ECOM (BCM-2-A)				Average Marks	HRM (BCM-2-B)				Average Marks	CM (BBA-6)				Average Marks	Grand Average	Weight	Total Marks
	May-18	Dec-17	May-17	Dec-16		May-18	Dec-17	May-17	Dec-16		May-18	Dec-17	May-17	Dec-16				
Total Students	67	78				74	36			23	43							
1 Average Score in %	66.10	62.00			63.90	66.35	57.60			63.49	64.46	65.99						
2 % Distinction (>= 75%)	14.93	20.51			17.93	29.73	0.00			20.00	4.35	20.93					64.28	
3 % First Division (>= 60%)	83.58	58.97			70.34	72.97	44.44			63.64	73.91	72.09					17.69	
4 % of Compartment	0.00	1.28			0.69	0.00	0.00			0.00	0.00	0.00					2	
5 Comparison with Other Colleges																	4.5	
																	10	

ECOM (BCM-2)				
SACCM	C1	C2	C3	
Average Score in %	67.11	74.34	64.34	61.22
% Distinction (>= 75%)	19.21	63.16	23.60	16.09
% First Division (>= 60%)	82.76	94.74	68.54	59.62
% of Compartment	0.00	0.51	0.95	1.50

HRM (BCM-2)				
SACCM	C1	C2	C3	
Average Score in %	65.39	68.01	67.17	66.51
% Distinction (>= 75%)	23.65	27.82	27.13	23.86
% First Division (>= 60%)	71.43	85.71	82.23	73.82
% of Compartment	0.00	2.62	0.95	0.75

CM (BBA-6)				
SACCM	C1	C2	C3	
Average Score in %	64.46	0.00	0.00	0.00
% Distinction (>= 75%)	4.35	0.00	0.00	0.00
% First Division (>= 60%)	73.91	0.00	0.00	0.00
% of Compartment	0.00	0.00	0.00	0.00

PRINCIPAL
 SRI AUROBINDO COLLEGE OF
 COMMERCE & MANAGEMENT
 LUDHIANA

17 Priyansha Mahajan (PRM)	BEC (BCM-1-B)				Average Marks	BEC (BCM-1-C)				Average Marks	SFM (BCM-5)				Average Marks	Grand Average	Weight	Total Marks
	May-18	Dec-17	May-17	Dec-16		May-18	Dec-17	May-17	Dec-16		May-18	Dec-17	May-17	Dec-16				
Total Students		72					57											
1 Average Score in %		65.19			65.19		68.75											
2 % Distinction (>= 75%)		26.39			26.39		31.58										66.97	
3 % First Division (>= 60%)		76.39			76.39		84.21										28.98	
4 % of Compartment		0.00			0.00		0.00										2	
5 Comparison with Other Colleges																	4.5	
																	10	

ECOM (BCM-2)				
SACCM	C1	C2	C3	
Average Score in %				
% Distinction (>= 75%)				
% First Division (>= 60%)				
% of Compartment				

HRM (BCM-2)				
SACCM	C1	C2	C3	
Average Score in %				
% Distinction (>= 75%)				
% First Division (>= 60%)				
% of Compartment				

CM (BBA-6)				
SACCM	C1	C2	C3	
Average Score in %				
% Distinction (>= 75%)				
% First Division (>= 60%)				
% of Compartment				

18 Manpreet Kaur (MK)	RM (BBA-4-B)				Average Marks	GST (BBA-4-A)				Average Marks	QT (BCM-4-B)				Average Marks	Grand Average	Weight	Total Marks
	May-18	Dec-17	May-17	Dec-16		May-18	Dec-17	May-17	Dec-16		May-18	Dec-17	May-17	Dec-16				
Total Students	43	65				41	60			59	59							
1 Average Score in %	58.34	66.35			63.16	57.10	63.25			60.75	80.04	66.50						
2 % Distinction (>= 75%)	2.33	21.54			13.89	0.00	15.00			8.91	67.80	23.73					65.73	
3 % First Division (>= 60%)	39.53	80.00			63.89	31.71	70.00			54.46	79.66	79.66					22.85	
4 % of Compartment	0.00	0.00			0.00	0.00	0.00			0.00	0.00	0.00					2.5	
5 Comparison with Other Colleges																	4.5	
																	2.97	
																	0.00	
																	10	

RM (BBA-4)				
SACCM	C1	C2	C3	
Average Score in %	58.36	67.52	67.23	62.95
% Distinction (>= 75%)	7.14	29.73	23.21	17.28
% First Division (>= 60%)	38.10	87.50	78.38	64.20
% of Compartment	0.00	1.79	3.70	5.26

GST (BBA-4)				
SACCM	C1	C2	C3	
Average Score in %	55.80	63.33	61.91	58.89
% Distinction (>= 75%)	3.57	18.42	12.35	8.11
% First Division (>= 60%)	33.33	69.08	61.73	46.43
% of Compartment	2.38	1.23	2.63	7.14

QT (BCM-4)				
SACCM	C1	C2	C3	
Average Score in %	83.24	75.25	64.61	62.74
% Distinction (>= 75%)	75.94	61.41	34.69	33.33
% First Division (>= 60%)	89.30	79.42	62.59	59.18
% of Compartment	0.00	5.44	7.14	9.69

22 Mahesh Kumar (MAH)	BPS (BBA-6-A)	IIC (BCM-3-A)					SAPM (BCM-4-A)	IB (BBA-5-A)					ECOM (BCM-2-C)	MM (BBA-3-B)									Average Marks	Grand Average	Weight	Total Marks		
	May-18	Dec-17	May-17	Dec-16	Average Marks	May-18	Dec-17	May-17	Dec-16	Average Marks	May-18	Dec-17	May-17	Dec-16	Average Marks	May-18	Dec-17	May-17	Dec-16	Average Marks	May-18	Dec-17	May-17	Dec-16	Average Marks	Grand Average	Weight	Total Marks
Total Students	40	65				63	42			62	40																	
1 Average Score in %	65.9688	61.3452			63.11	66.8254	64.1071			65.74	67.984	65.6875			67.08											65.31	10	6.53
2 % Distinction (>= 75%)	17.5	9.23077			12.38	33.3333	4.7619			21.90	19.355	5			13.73											16.00	2.5	0.40
3 % First Division (>= 60%)	80	58.4615			66.67	73.0159	73.8095			73.33	85.484	87.5			86.27											75.42	4.5	3.39
4 % of Compartment	0	1.53846			0.95	0	0			0.00	0	0			0.00											0.32	-2	-0.01
5 Comparison with Other Colleges																												10

BPS (BBA-6)				
SACCM	C1	C2	C3	
Average Score in %	66.35	66.20	65.86	61.41
% Distinction (>= 75%)	14.29	25.71	9.38	7.69
% First Division (>= 60%)	80.52	75.00	65.71	53.85
% of Compartment	0.00	0.00	0.00	1.85

SAPM (BCM-4)				
SACCM	C1	C2	C3	
Average Score in %	68.15	70.14	61.95	61.43
% Distinction (>= 75%)	37.43	38.78	15.89	13.50
% First Division (>= 60%)	77.54	82.99	61.22	59.49
% of Compartment	0.00	0.00	0.39	0.96

ECOM (BCM-2)				
SACCM	C1	C2	C3	
Average Score in %	67.11	74.34	64.34	61.22
% Distinction (>= 75%)	19.21	63.16	23.60	16.09
% First Division (>= 60%)	82.76	94.74	68.54	59.62
% of Compartment	0.00	0.51	0.95	1.50

PRINCIPAL
 SRI AUROBINDO COLLEGE OF
 COMMERCE & MANAGEMENT
 LUDHIANA

23 Sahil Ghai (SGI)	EBC (BCM-2-A)	EBC (BCM-1-A)					EBC (BCM-2-B)	EBC (BCM-1-B)					EBC (BCM-2-C)	EBC (BCM-1-C)					EBC (BBA-4-A)	EBC (BBA-1-A)					EBC (BBA-4-B)	EBC (BBA-1-B)					Average Marks	Grand Average	Weight	Total Marks
	May-18	Dec-17	May-17	Dec-16	Average Marks	May-18	Dec-17	May-17	Dec-16	Average Marks	May-18	Dec-17	May-17	Dec-16	Average Marks	May-18	Dec-17	May-17	Dec-16	Average Marks	May-18	Dec-17	May-17	Dec-16	Average Marks	May-18	Dec-17	May-17	Dec-16	Average Marks	Grand Average	Weight	Total Marks	
Total Students	67	78				74	72			62	57				41	43									43	40								
1 Average Score in %	63.84	58.88			61.17	66.32	59.77			63.09	65.10	62.96			64.08	70.19	68.53			69.34	71.06	68.11			69.64	65.46	10	6.53						
2 % Distinction (>= 75%)	13.43	1.28			6.90	22.97	9.72			16.44	11.29	22.81			16.81	19.51	11.63			15.48	27.91	20.00			24.10	15.94	2.5	0.40						
3 % First Division (>= 60%)	70.15	43.59			55.86	83.78	45.83			65.07	82.26	54.39			68.91	100.00	95.35			97.62	95.35	90.00			92.77	76.05	4.5	3.42						
4 % of Compartment	0.00	0.00			0.00	0.00	0.00			0.00	0.00	0.00			0.00	0.00	0.00			0.00	0.00	0.00			0.00	0.00	-2	0.00						
5 Comparison with Other Colleges																														10				

EBC (BCM-2)				
SACCM	C1	C2	C3	
Average Score in %	65.13	74.43	73.18	72.63
% Distinction (>= 75%)	16.26	40.82	40.69	33.83
% First Division (>= 60%)	78.82	97.74	96.85	94.01
% of Compartment	0.00	0.00	0.00	0.37

EBC (BBA-4)				
SACCM	C1	C2	C3	
Average Score in %	70.63	68.57	67.33	66.36
% Distinction (>= 75%)	23.81	21.43	7.89	7.41
% First Division (>= 60%)	97.62	97.30	90.13	88.89
% of Compartment	0.00	0.00	0.66	1.23

24 Esha Jain (EJ)	MM (BCM-4-B)	IIC (BCM-3-B)					DTL (BCM-6-B)	ITL (BCM-5-B)					IFR (BCM-6-A)	DTL (BBA-3-B)									Average Marks	Grand Average	Weight	Total Marks				
	May-18	Dec-17	May-17	Dec-16	Average Marks	May-18	Dec-17	May-17	Dec-16	Average Marks	May-18	Dec-17	May-17	Dec-16	Average Marks	May-18	Dec-17	May-17	Dec-16	Average Marks	May-18	Dec-17	May-17	Dec-16	Average Marks	Grand Average	Weight	Total Marks		
Total Students	59	60				64	68			62	40																			
1 Average Score in %	62.7331	59.7083			61.21	68.0078	75.1471			71.69	83.327	46			68.69												67.19	10	6.72	
2 % Distinction (>= 75%)	3.38983	10			6.72	29.6875	50			40.15	22.581	0			13.73											20.20	2.5	0.50		
3 % First Division (>= 60%)	67.7966	53.3333			60.50	79.6875	94.1176			87.12	80.645	5			50.98											66.20	4.5	2.98		
4 % of Compartment	0	0			0.00	0	0			0.00	0	7.5			2.94											0.98	-2	-0.02		
5 Comparison with Other Colleges																													10	

MM (BCM-4)				
SACCM	C1	C2	C3	
Average Score in %	62.73	65.81	64.59	63.78
% Distinction (>= 75%)	7.49	26.05	25.58	25.17
% First Division (>= 60%)	68.98	88.44	76.21	70.92
% of Compartment	1.07	0.00	0.96	2.33

DTL (BCM-6)				
SACCM	C1	C2	C3	
Average Score in %	68.34	68.88	67.56	65.98
% Distinction (>= 75%)	28.72	38.07	29.05	25.07
% First Division (>= 60%)	78.72	77.16	77.03	69.36
% of Compartment	0.00	0.00	1.11	1.52

IFR (BCM-6)				
SACCM	C1	C2	C3	
Average Score in %	73.20	63.21	63.16	61.92
% Distinction (>= 75%)	21.28	19.70	18.38	16.24
% First Division (>= 60%)	83.51	67.80	64.35	62.84
% of Compartment	0.00	0.84	1.89	2.54

25	Veenu Verma (VV)	PBC (BCM-2-A)				Average Marks	PBC (BCM-2-B)				Average Marks	PBC (BCM-2-C)				Average Marks	PBC (BBA-2-A)				Average Marks	PBC (BBA-2-B)				Average Marks	Grand Average	Weight	Total Marks
		May-18	Dec-17	May-17	Dec-16		May-18	Dec-17	May-17	Dec-16		May-18	Dec-17	May-17	Dec-16		May-18	Dec-17	May-17	Dec-16		May-18	Dec-17	May-17	Dec-16				
	Total Students	67	73			74	68				62	55			35	36				42	43								
1	Average Score in %	70.08	69.53			69.79	71.77	68.37			70.14	70.82	68.57		69.76	65.52	30.33			47.68	67.09	30.19				48.42	61.16	10	6.12
2	% Distinction (>= 75%)	25.37	27.40			26.43	36.49	26.47			31.69	32.26	21.82		27.35	17.14	16.67			16.90	19.05	13.95			16.47	23.77	2.5	0.59	
3	% First Division (>= 60%)	88.06	89.04			88.57	93.24	82.35			88.03	93.55	89.09		91.45	71.43	66.67			69.01	76.19	72.09			74.12	82.24	4.5	3.70	
4	% of Compartment	0.00	0.00			0.00	0.00	0.00			0.00	0.00	0.00		0.00	0.00	0.00			0.00	0.00	0.00			0.00	0.00	-2	0.00	
5	Comparison with Other Colleges																										10		

BCM-1 PBC				
SACCM	C1	C2	C3	
Average Score in %	70.93	82.12	71.29	63.61
% Distinction (>= 75%)	31.53	87.22	36.04	13.88
% First Division (>= 60%)	91.63	100.00	92.89	70.79
% of Compartment	0.00	0.00	0.00	0.75

BBA-PBC				
SACCM	C1	C2	C3	
Average Score in %	66.38	68.86	65.93	60.75
% Distinction (>= 75%)	18.18	32.47	14.40	12.82
% First Division (>= 60%)	74.03	84.42	79.49	54.40
% of Compartment	0.00	0.00	0.00	8.70

26	Gurleen Kaur (GK)	BEC (BBA-2-B)				Average Marks	BEC (BCM-5-A)				Average Marks	SAIC (BCM-6-B)				Average Marks	BEC (BBA-1-B)				Average Marks	Grand Average	Weight	Total Marks				
		May-18	Dec-17	May-17	Dec-16		May-18	Dec-17	May-17	Dec-16		May-18	Dec-17	May-17	Dec-16		May-18	Dec-17	May-17	Dec-16								
	Total Students	42	78			74	68			64	43																	
1	Average Score in %	63.1845	64.7436			64.20	71.3176	67.6838			69.58	68.789	56.657		63.91											65.90	10	6.59
2	% Distinction (>= 75%)	9.52381	23.0769			18.33	41.8919	23.5294			33.10	31.25	2.32558		19.63										23.69	2.5	0.59	
3	% First Division (>= 60%)	66.6667	69.2308			68.33	85.1351	82.3529			83.80	84.375	37.2093		65.42										72.52	4.5	3.26	
4	% of Compartment	0	1.28205			0.83	0	0			0.00	0	2.32558		0.93										0.59	-2	-0.01	
5	Comparison with Other Colleges																										10	

BEC (BBA-2)				
SACCM	C1	C2	C3	
Average Score in %	63.60	59.42	57.45	54.24
% Distinction (>= 75%)	12.99	17.95	4.00	3.90
% First Division (>= 60%)	72.73	58.97	55.84	40.00
% of Compartment	1.30	9.60	10.26	15.22

BEC (BCM-2)				
SACCM	C1	C2	C3	
Average Score in %	68.60	69.06	63.43	60.30
% Distinction (>= 75%)	33.00	35.34	18.30	14.21
% First Division (>= 60%)	80.30	82.71	67.19	55.84
% of Compartment	0.00	0.63	1.52	4.12

SAIC (BCM-6)				
SACCM	C1	C2	C3	
Average Score in %	70.51	72.46	71.62	70.57
% Distinction (>= 75%)	36.70	47.30	35.61	34.52
% First Division (>= 60%)	87.23	94.99	93.92	88.64
% of Compartment	0.00	0.00	0.00	0.00

27	Japleen Kaur (JK)	SEIB (BBA-6-A)				Average Marks	IRM (BBA-5-A)				Average Marks	SBE (BCM-6-A)				Average Marks	FMS (BCM-5-B)				Average Marks	ESB (BCM-5-A)				Average Marks	Grand Average	Weight	Total Marks
		May-18	Dec-17	May-17	Dec-16		May-18	Dec-17	May-17	Dec-16		May-18	Dec-17	May-17	Dec-16		May-18	Dec-17	May-17	Dec-16		May-18	Dec-17	May-17	Dec-16				
	Total Students	40	42			37	44			62	68																		
1	Average Score in %	65.97	59.58			62.70	66.76	60.00			63.09	68.63	63.31		65.85											63.88	10	6.39	
2	% Distinction (>= 75%)	17.50	0.00			8.54	10.81	0.00			4.94	29.03	10.29		19.23										10.90	2.5	0.27		
3	% First Division (>= 60%)	80.00	50.00			64.63	81.08	61.36			70.37	74.19	70.59		72.31										69.10	4.5	3.11		
4	% of Compartment	0.00	0.00			0.00	0.00	0.00			0.00	0.00	0.00		0.00										0.00	-2	0.00		
5	Comparison with Other Colleges																										10		

SEIB (BBA-6-A)				
SACCM	C1	C2	C3	
Average Score in %	66.85	75.19	66.53	64.77
% Distinction (>= 75%)	27.27	58.97	31.48	0.00
% First Division (>= 60%)	80.52	100.00	84.38	75.00
% of Compartment	0.00	0.00	0.00	0.93

BPS (BBA-6-A)				
SACCM	C1	C2	C3	
Average Score in %	66.35	66.20	65.86	61.41
% Distinction (>= 75%)	14.29	25.71	9.38	7.69
% First Division (>= 60%)	80.52	75.00	65.71	53.85
% of Compartment	0.00	0.00	0.00	1.85

SBE (BCM-6-A)				
SACCM	C1	C2	C3	
Average Score in %	69.46	74.12	70.63	69.12
% Distinction (>= 75%)	30.32	58.11	33.98	29.44
% First Division (>= 60%)	77.13	95.94	94.59	79.67
% of Compartment	0.00	0.00	0.38	0.56

PRINCIPAL
 SRITAUROBINDO COLLEGE OF
 COMMERCE & MANAGEMENT
 LUDHIANA

	BUL (BBA-2-B)	CLA (BCM-3-B)			Average Marks	GST (BBA-4-B)	ITL (BCM-3-A)			Average Marks	OPR (BCM-6-B)		POM (BCM-5-A)										Average Marks	Grand Average	Weight	Total Marks
											May-18	Dec-17	May-17	Dec-16												
28 Priya Bali (PB)																										
Total Students	42	60				43	65				64	64														
1 Average Score in %	52.5	62			58.09	54.564	65.6154			61.22	77.188	68.3594														
2 % Distinction (>= 75%)	2.38095	6.66667			4.90	6.97674	15.3846			12.04	60.938	34.375														
3 % First Division (>= 60%)	33.3333	56.6667			47.06	34.8837	75.3846			59.26	89.063	79.6875														
4 % of Compartment	9.52381	0			3.92	4.65116	0			1.85	0	0														
5 Comparison with Other Colleges																										

BUL (BBA-2)				
SACCM	C1	C2	C3	
Average Score in %	54.37	57.66	54.69	46.82
% Distinction (>= 75%)	5.19	5.13	3.90	1.60
% First Division (>= 60%)	37.66	51.28	35.06	17.39
% of Compartment	6.49	7.69	15.22	25.60

GST (BBA-4)				
SACCM	C1	C2	C3	
Average Score in %	55.80	63.33	61.91	58.89
% Distinction (>= 75%)	3.57	18.42	12.35	8.11
% First Division (>= 60%)	33.33	69.08	61.73	46.43
% of Compartment	2.38	1.23	2.63	7.14

OPR (BCM-6)				
SACCM	C1	C2	C3	
Average Score in %	79.14	75.92	67.31	78.25
% Distinction (>= 75%)	67.55	59.05	39.39	62.94
% First Division (>= 60%)	90.43	81.06	68.94	88.32
% of Compartment	0.53	1.39	2.65	0.00

PRINCIPAL
 SRI AUROBINDO COLLEGE OF
 COMMERCE & MANAGEMENT
 LUBHIANA

	SBE (BCM-6-B)	EMB (BBA-3-B)			Average Marks	SAIC (BCM-6-A)				Average Marks	SAIC (BCM-6-C)												Average Marks	Grand Average	Weight	Total Marks
						BE (BBA-5-A)	ESB (BCM-5-B)				May-18	Dec-17														
29 Amarjit Kaur (AMK)																										
Total Students	64	40				62	42				62	68														
1 Average Score in %	70.8008	60.25			66.74	71.3306	62.9762			67.96	71.452	69.5221														
2 % Distinction (>= 75%)	34.375	0			21.15	40.3226	21.4286			32.69	38.71	26.4706														
3 % First Division (>= 60%)	81.25	52.5			70.19	87.0968	57.1429			75.00	90.323	88.2353														
4 % of Compartment	0	2.5			0.96	0	0			0.00	0	0														
5 Comparison with Other Colleges																										

SBE (BCM-6)				
SACCM	C1	C2	C3	
Average Score in %	69.46	74.12	70.63	69.12
% Distinction (>= 75%)	30.32	58.11	33.98	29.44
% First Division (>= 60%)	77.13	95.94	94.59	79.67
% of Compartment	0.00	0.00	0.38	0.56

SAIC (BCM-6)				
SACCM	C1	C2	C3	
Average Score in %	70.51	72.46	71.62	70.57
% Distinction (>= 75%)	36.70	47.30	35.61	34.52
% First Division (>= 60%)	87.23	94.99	93.92	88.64
% of Compartment	0.00	0.00	0.00	0.00

	MSM (BBA-2-A)	BUS (BBA-1-B)			Average Marks	MSM (BBA-2-B)	OPR (BBA-3-A)			Average Marks	IM (BCM-6)	FMS (BCM-5-A)										Average Marks	Grand Average	Weight	Total Marks	
																										May-18
30 Sugandh Ahuja (SAH)																										
Total Students	35	43				42	43				64															
1 Average Score in %	62.89	80.47			72.58	63.54	72.62			68.13		65.47														
2 % Distinction (>= 75%)	8.57	65.12			39.74	14.29	58.14			36.47		15.63														
3 % First Division (>= 60%)	60.00	88.37			75.64	69.05	79.07			74.12		73.44														
4 % of Compartment	0.00	0.00			0.00	0.00	4.65			2.35		0.00														
5 Comparison with Other Colleges																										

MSM (BBA-2)				
SACCM	C1	C2	C3	
Average Score in %	63.25	62.48	61.35	58.70
% Distinction (>= 75%)	11.69	12.82	8.80	8.70
% First Division (>= 60%)	64.94	63.64	61.54	52.17
% of Compartment	0.00	1.30	4.35	5.60

IM (BCM-6)				
SACCM	C1	C2	C3	
Average Score in %				
% Distinction (>= 75%)				
% First Division (>= 60%)				
% of Compartment				

37 Dr R L Behl		MAB (BCM-5-R)								
		May-18	Dec-17	May-17	Dec-16	Average Marks	Grand Average	Weight	Total Marks	
Total Students			64							
1	Average Score in %		79.22			79.22	79.22	10	7.92	
2	% Distinction (>= 75%)		68.75			68.75	68.75	2.5	1.72	
3	% First Division (>= 60%)		92.19			92.19	92.19	4.5	4.15	
4	% of Compartment		0.00			0.00	0.00	-2	0.00	
5	Comparison with Other Colleges								10	

	SACCM	C1	C2	C3
Average Score in %				
% Distinction (>= 75%)				
% First Division (>= 60%)				
% of Compartment				

	SACCM	C1	C2	C3

	SACCM	C1	C2	C3

AT

PRINCIPAL
SRI AUROBINDO COLLEGE OF
COMMERCE & MANAGEMENT
LUDHIANA

Teacher Wise Result Analysis (2018-19)

1 Monica Sethi (MS)	BUL (BCM-2-B)			CLL (BCM-1-B)			ADA (BCM-4-C)			CLA (BCM-3-C)			BUL (BBA-2-B)			RPC (BBA-3-B)			Grand Average	Weight	Total Marks
	May-19	Dec-18	Average	May-19	Dec-18	Average	May-19	Dec-18	Average	May-19	Dec-18	Average	May-19	Dec-18	Average	May-19	Dec-18	Average			
	68	69		62	62		16	40													
Total students																					
Average Score in %																					
% Distinction (>= 75%)																					
% First Division (>= 60%)																					
% of Compartment																					
Comparison with Other Colleges																					

BUL (BCM-2)				
SACCM	C1	C2	C3	
Average Score in %	63.92	60.49	58.68	58.20
% Distinction (>= 75%)	22.06	12.81	12.10	6.25
% First Division (>= 60%)	60.29	57.54	53.50	49.22
% of Compartment	2.94	0.78	1.59	3.92

ADA (BCM-4)				
SACCM	C1	C2	C3	
Average Score in %	71.41	67.98	66.75	66.52
% Distinction (>= 75%)	40.32	36.98	36.07	33.09
% First Division (>= 60%)	83.87	77.05	71.26	68.35
% of Compartment	0.00	1.94	2.08	2.35

BUL (BBA-2)				
SACCM	C1	C2	C3	
Average Score in %	56.49	58.65	52.59	49.58
% Distinction (>= 75%)	5.56	16.22	11.97	2.56
% First Division (>= 60%)	44.44	44.59	38.46	23.08
% of Compartment	2.78	10.25	15.38	15.56

CLL (BCM-1)				
SACCM	C1	C2	C3	
Average Score in %	62.99	67.10	63.89	57.17
% Distinction (>= 75%)	0.00	25.00	16.46	6.45
% First Division (>= 60%)	0.00	82.35	71.34	46.92
% of Compartment	0.00	1.76	1.83	7.01

CLA (BCM-3)				
SACCM	C1	C2	C3	
Average Score in %	64.07	65.17	64.67	64.47
% Distinction (>= 75%)	12.90	20.52	20.00	14.95
% First Division (>= 60%)	64.52	75.00	74.10	67.53
% of Compartment	0.00	0.00	0.77	1.45

RPC (BBA-3)				
SACCM	C1	C2	C3	
Average Score in %	61.78	62.68	56.86	50.52
% Distinction (>= 75%)	7.50	8.57	4.13	2.86
% First Division (>= 60%)	65.00	62.86	46.28	21.43
% of Compartment	2.50	5.79	9.09	10.00

2 Marinel Gupta (MG)	SAPM (BCM-4-A)			ITL (BCM-5-B)			DTL (BCM-6-B)			IEC (BCM-5-A)			BEC (BBA-2-A)			BEC (BBA-1-A)			Grand Average	Weight	Total Marks
	May-19	Dec-18	Average	May-19	Dec-18	Average	May-19	Dec-18	Average	May-19	Dec-18	Average	May-19	Dec-18	Average	May-19	Dec-18	Average			
	68	65		67	64		19	41													
Total students																					
Average Score in %																					
% Distinction (>= 75%)																					
% First Division (>= 60%)																					
% of Compartment																					
Comparison with Other Colleges																					

SAPM (BCM-4)				
SACCM	C1	C2	C3	
Average Score in %	68.40	66.95	66.21	63.76
% Distinction (>= 75%)	33.82	30.72	25.04	22.58
% First Division (>= 60%)	77.94	79.86	77.60	67.74
% of Compartment	0.00	0.00	1.55	1.76

DTL (BCM-6)				
SACCM	C1	C2	C3	
Average Score in %	62.20	60.55	58.00	56.93
% Distinction (>= 75%)	10.45	11.53	10.51	9.18
% First Division (>= 60%)	59.70	61.22	48.13	42.41
% of Compartment	0.00	2.33	2.59	3.45

BEC (BBA-2)				
SACCM	C1	C2	C3	
Average Score in %	70.85	65.00	64.86	59.33
% Distinction (>= 75%)	30.77	25.84	19.67	10.81
% First Division (>= 60%)	94.87	77.03	69.23	60.00
% of Compartment	0.00	2.77	2.56	10.83

ITL (BCM-5)				
SACCM	C1	C2	C3	
Average Score in %	69.02	70.10	68.54	60.28
% Distinction (>= 75%)	46.88	44.57	39.73	26.77
% First Division (>= 60%)	71.88	73.97	71.85	52.36
% of Compartment	1.56	4.06	4.11	6.69

IEC (BCM-5)				
SACCM	C1	C2	C3	
Average Score in %	69.07	69.80	68.37	66.17
% Distinction (>= 75%)	46.88	36.95	27.41	24.80
% First Division (>= 60%)	71.88	89.34	81.23	75.59
% of Compartment	1.56	0.00	0.29	2.05

BEC (BBA-1)				
SACCM	C1	C2	C3	
Average Score in %	58.41	60.83	57.60	52.67
% Distinction (>= 75%)	4.88	13.33	7.89	1.74
% First Division (>= 60%)	46.34	50.67	50.00	33.33
% of Compartment	0.00	7.89	9.57	13.33



PRINCIPAL
SRI AUROBINDO COLLEGE OF
COMMERCE & MANAGEMENT
LUDHIANA

	COA (BCM-2-B)			FAC (BCM-1-B)			Average Marks	CM (BCM-4-A)			COA (BCM-3-A)			Average Marks	NONS (HM BCM-6)			FAC (BBA-1-A)			Average Marks	Grand Average	Weight	Total Marks																										
	May-19	Dec-18		May-19	Dec-18			May-19	Dec-18		May-19	Dec-18			May-19	Dec-18		May-19	Dec-18																															
1	Total students																								68	69		68	69																					
2	Average Score in %																								66.78	55.47	61.09				68.31	59.88	64.05																	
3	% Distinction (>= 75%)																								32.35	7.25	19.71				33.82	10.14	21.80																	
4	% First Division (>= 60%)																								72.05	33.33	52.55				72.06	59.43	65.69																	
5	% of Compartment																								0.00	1.45	0.73				0.00	1.45	0.73																	
5	Comparison with Other Colleges																																																	

Grand Average	Weight	Total Marks
61.67	10	6.17
19.05	2.5	0.48
56.19	4.5	2.53
0.95	2	0.02
	10	

COA (BCM-2)				
SACCM	C1	C2	C3	
Average Score in %	66.78	69.68	59.96	59.91
% Distinction (>= 75%)	32.35	35.16	21.02	19.61
% First Division (>= 60%)	72.06	79.69	53.50	52.94
% of Compartment	0.00	1.96	5.10	6.27

FAC (BCM-1)				
SACCM	C1	C2	C3	
Average Score in %	55.47	60.40	58.71	52.31
% Distinction (>= 75%)	7.25	24.26	21.99	8.12
% First Division (>= 60%)	33.33	34.41	50.73	27.31
% of Compartment	1.45	3.68	6.16	8.49

CM (BCM-4)				
SACCM	C1	C2	C3	
Average Score in %	68.31	78.21	65.80	65.71
% Distinction (>= 75%)	33.82	51.04	33.24	32.37
% First Division (>= 60%)	72.06	84.90	61.58	60.85
% of Compartment	0.00	0.52	1.16	2.35

COA (BCM-3)				
SACCM	C1	C2	C3	
Average Score in %	59.88	61.99	61.03	60.22
% Distinction (>= 75%)	10.14	25.43	23.74	17.10
% First Division (>= 60%)	59.42	60.10	56.07	55.40
% of Compartment	1.45	1.55	4.91	6.15

FAC (BBA-1)				
SACCM	C1	C2	C3	
Average Score in %	55.67	60.40	58.71	52.31
% Distinction (>= 75%)	7.32	24.26	21.99	8.12
% First Division (>= 60%)	36.59	54.41	50.73	27.31
% of Compartment	2.44	3.68	6.10	8.49

SACCM	C1	C2	C3

	HRM (BCM-2-C)			PSM (BCM-1-B)			Average Marks	PSM (BBA-2-B)			PPM (BCM-1-C)			Average Marks	HRPP (BBA-6)			FAC (BBA-1-B)			Average Marks	Grand Average	Weight	Total Marks																										
	May-19	Dec-18		May-19	Dec-18			May-19	Dec-18		May-19	Dec-18			May-19	Dec-18		May-19	Dec-18																															
4	Puja Jain (P)																																																	
1	Total students																								70	66		36	70				49	37																
2	Average Score in %																								71.95	59.96	66.18				54.34	66.96	66.07				70.31	55.47	63.92											
3	% Distinction (>= 75%)																								40.00	9.09	25.00				5.59	27.14	19.81				34.69	8.11	23.26											
4	% First Division (>= 60%)																								92.86	46.97	70.59				66.67	77.14	73.58				89.80	45.95	70.93											
5	% of Compartment																								0.00	0.00	0.00				0.00	0.00	0.00				0.00	8.11	3.49											
5	Comparison with Other Colleges																																																	

Grand Average	Weight	Total Marks
65.53	10	6.55
22.87	2.5	0.57
71.65	4.5	3.22
0.91	2	-0.02
	10	

HRM (BCM-2)				
SACCM	C1	C2	C3	
Average Score in %	71.95	69.74	67.46	67.75
% Distinction (>= 75%)	40.00	34.98	21.88	17.52
% First Division (>= 60%)	92.86	87.68	86.72	62.99
% of Compartment	0.00	0.64	0.39	0.90

PSM (BCM-1)				
SACCM	C1	C2	C3	
Average Score in %	59.96	66.56	65.78	59.93
% Distinction (>= 75%)	9.09	24.32	17.65	15.54
% First Division (>= 60%)	46.97	83.82	79.27	55.72
% of Compartment	0.00	1.47	1.48	2.05

PSM (BBA-2)				
SACCM	C1	C2	C3	
Average Score in %	64.34	62.39	61.18	53.98
% Distinction (>= 75%)	5.56	15.56	7.63	5.41
% First Division (>= 60%)	66.67	64.44	63.51	39.83
% of Compartment	0.00	4.44	7.69	14.41

PPM (BCM-1)				
SACCM	C1	C2	C3	
Average Score in %	66.96	70.20	64.65	64.04
% Distinction (>= 75%)	27.14	40.44	21.34	16.42
% First Division (>= 60%)	77.14	85.29	73.61	70.73
% of Compartment	0.00	1.76	1.45	0.61

HRPP (BBA-6)				
SACCM	C1	C2	C3	
Average Score in %	70.31			
% Distinction (>= 75%)	34.69			
% First Division (>= 60%)	89.80			
% of Compartment	0.00			

FAC (BBA-1)				
SACCM	C1	C2	C3	
Average Score in %	55.47			
% Distinction (>= 75%)	8.11			
% First Division (>= 60%)	45.95			
% of Compartment	8.11			



PRINCIPAL
SRI AUROBINDO COLLEGE OF
COMMERCE & MANAGEMENT
LUDHIANA

(FM)	May-18	Dec-17	May-19	Dec-18	Average Marks	May-18	Dec-17	May-19	Dec-18	Average Marks	May-18	Dec-17	May-19	Dec-18	Average Marks	May-18	Dec-17	May-19	Dec-18	Average Marks	May-18	Dec-17	May-19	Dec-18	Average Marks	Grand Average	Weight	Total Marks	
Total students			70	70				68	69																				
Average Score in %			66.85	57.73	62.31			66.93	65.18	66.05					#DIV/0!						#DIV/0!					#DIV/0!	64.16	10	6.42
% Distinction (>= 75%)			38.57	10.00	24.29			27.94	15.94	21.90					#DIV/0!						#DIV/0!					#DIV/0!	23.10	2.5	0.58
% First Division (>= 60%)			67.14	47.86	55.00			75.00	73.91	74.45					#DIV/0!						#DIV/0!					#DIV/0!	64.62	4.5	2.91
% of Compartment			0.00	1.43	0.71			0.00	0.00	0.00					#DIV/0!						#DIV/0!					#DIV/0!	0.36	-2	-0.01
5 Comparison with Other Colleges															#DIV/0!						#DIV/0!					#DIV/0!			10

COA (BCM-2)				
SACCM	C1	C2	C3	
Average Score in %	66.89	69.68	59.96	59.91
% Distinction (>= 75%)	38.57	35.16	21.02	19.61
% First Division (>= 60%)	67.14	79.69	53.50	52.94
% of Compartment	0.00	1.96	5.10	6.27

FAC (BCM-1)				
SACCM	C1	C2	C3	
Average Score in %	57.73	67.10	63.89	57.17
% Distinction (>= 75%)	10.00	25.00	16.46	6.45
% First Division (>= 60%)	42.86	82.35	71.34	46.92
% of Compartment	1.43	1.76	1.88	7.01

ASP (BCM-4)				
SACCM	C1	C2	C3	
Average Score in %	66.93	67.04	66.24	64.05
% Distinction (>= 75%)	27.94	27.24	20.83	15.23
% First Division (>= 60%)	75.00	79.86	79.17	70.31
% of Compartment	0.00	0.00	0.88	1.56

CLA (BCM-3)				
SACCM	C1	C2	C3	
Average Score in %	65.18	65.17	64.67	64.47
% Distinction (>= 75%)	15.94	20.52	20.00	14.95
% First Division (>= 60%)	73.91	75.00	74.10	67.53
% of Compartment	0.00	0.00	0.77	1.45

SACCM	C1	C2	C3

SACCM	C1	C2	C3

(RM)	May-19	Dec-18	Average Marks	May-19	Dec-18	Average Marks	May-19	Dec-18	Average Marks	May-19	Dec-18	Average Marks	Grand Average	Weight	Total Marks
Total students	70	70		39	52		35	41							
Average Score in %	67.82	68.64	68.23	70.35	69.54	69.85	63.07	64.97	64.10				67.76	10	6.78
% Distinction (>= 75%)	21.43	31.43	26.43	41.03	37.10	38.61	14.29	36.59	26.32				30.28	2.5	0.76
% First Division (>= 60%)	84.29	82.86	83.57	75.92	80.65	79.21	60.00	65.85	63.16				77.29	4.5	3.48
% of Compartment	0.00	0.00	0.00	0.00	0.00	0.00	0.00	9.76	5.26				1.26	-2	-0.03
6 Robin Kaushal (RK)															10

BEC (BCM-2)				
SACCM	C1	C2	C3	
Average Score in %	67.82	69.46	67.38	62.96
% Distinction (>= 75%)	21.43	34.80	32.03	20.78
% First Division (>= 60%)	84.29	89.06	78.42	68.47
% of Compartment	0.00	0.38	3.14	3.50

BEC (BCM-1)				
SACCM	C1	C2	C3	
Average Score in %	68.64	68.47	64.61	63.24
% Distinction (>= 75%)	31.43	44.12	27.06	21.99
% First Division (>= 60%)	87.86	76.47	68.90	62.46
% of Compartment	0.00	0.00	2.21	2.64

FMG (BBA-2)				
SACCM	C1	C2	C3	
Average Score in %	70.35	65.07	64.64	58.75
% Distinction (>= 75%)	41.03	25.68	24.44	23.28
% First Division (>= 60%)	76.92	75.56	68.92	51.72
% of Compartment	0.00	4.44	5.13	16.38

BAI (BCM-3)				
SACCM	C1	C2	C3	
Average Score in %	69.54	71.11	66.77	63.73
% Distinction (>= 75%)	37.10	74.82	44.33	26.96
% First Division (>= 60%)	80.65	92.81	86.08	76.23
% of Compartment	0.00	0.00	0.00	0.38

RM (BBA-4)				
SACCM	C1	C2	C3	
Average Score in %	63.07	59.27	53.66	60.02
% Distinction (>= 75%)	14.29	4.96	2.38	10.00
% First Division (>= 60%)	60.00	48.76	21.43	51.43
% of Compartment	0.00	1.65	2.38	1.43

BUS (BBA-1)				
SACCM	C1	C2	C3	
Average Score in %	64.97	56.33	54.88	50.16
% Distinction (>= 75%)	36.59	26.67	20.00	18.42
% First Division (>= 60%)	65.85	40.00	38.67	34.21
% of Compartment	9.76	13.33	23.68	27.50

PRINCIPAL
SRI AUROBINDO COLLEGE OF
COMMERCE & MANAGEMENT
LUDHIANA

	BUL (BCM-2-C)		CLL (BCM-1-C)		Average Marks	ASP (BCM-4-C)		ESB (BCM-5-A)		Average Marks	SEIB (BBA-6-A)		RFC (BBA-3-A)		Average Marks	Grand Average	Weight	Total Marks
	May-19	Dec-18	May-19	Dec-18		May-19	Dec-18	May-19	Dec-18		May-19	Dec-18	May-19	Dec-18				
Total students	70	70				62	53				43	37						
Average Score in %	64.11	65.27	64.74			67.40	64.92	66.13			58.92	64.59	61.55					
% Distinction (>= 75%)	25.71	15.71	20.71			29.03	16.92	22.83			0.00	8.11	3.75					
% First Division (>= 60%)	61.43	77.14	69.29			75.81	72.31	74.02			51.16	75.68	62.50					
% of Compartment	0.00	0.00	0.00			0.00	0.00	0.00			0.00	0.00	0.00					
Comparison with Other Colleges																		

BUL (BCM-2)				
SACCM	C1	C2	C3	
Average Score in %	64.21	60.49	58.63	58.20
% Distinction (>= 75%)	25.71	12.81	12.10	6.25
% First Division (>= 60%)	61.43	57.64	53.50	49.22
% of Compartment	0.00	0.78	1.59	3.92

ASP (BCM-4)				
SACCM	C1	C2	C3	
Average Score in %	67.40	62.99	64.05	66.24
% Distinction (>= 75%)	29.03	14.66	15.23	20.83
% First Division (>= 60%)	75.81	69.79	70.31	79.17
% of Compartment	0.00	0.88	1.56	0.00

SEIB (BBA-6)				
SACCM	C1	C2	C3	
Average Score in %	58.92	58.00	62.26	60.83
% Distinction (>= 75%)	0.00	26.32	15.89	5.86
% First Division (>= 60%)	51.16	84.21	57.09	62.25
% of Compartment	0.00	0.00	0.00	5.30

CLL (BCM-1)				
SACCM	C1	C2	C3	
Average Score in %	65.27	67.10	63.89	57.17
% Distinction (>= 75%)	15.71	23.00	16.46	6.45
% First Division (>= 60%)	77.14	82.35	71.34	46.92
% of Compartment	0.00	1.76	1.83	7.01

ESB (BCM-5)				
SACCM	C1	C2	C3	
Average Score in %	64.92	69.51	66.88	66.14
% Distinction (>= 75%)	16.92	33.50	28.45	17.77
% First Division (>= 60%)	72.31	86.30	79.19	76.25
% of Compartment	0.00	0.00	0.59	0.68

RFC (BBA-3)				
SACCM	C1	C2	C3	
Average Score in %	64.59	67.68	36.36	30.52
% Distinction (>= 75%)	8.11	8.57	4.13	2.86
% First Division (>= 60%)	75.68	62.85	46.28	21.43
% of Compartment	0.00	5.79	9.09	10.00

	BEC (BCM-2-A)		BEC (BCM-1-A)		Average Marks	FM (BCM-6-C)		MAB (BCM-5-C)		Average Marks	OPR (BCM-6-B)		OPR (BBA-3-A)		Average Marks	Grand Average	Weight	Total Marks
	May-18	Dec-17	May-19	Dec-18		May-18	Dec-17	May-19	Dec-18		May-18	Dec-17	May-19	Dec-18				
Total students	54	56				54	62				67	57						
Average Score in %	63.48	67.77	65.65			84.38	72.08	78.32			76.98	71.69	75.10					
% Distinction (>= 75%)	14.06	18.79	21.54			78.13	56.45	67.46			62.09	45.95	56.73					
% First Division (>= 60%)	71.88	78.79	75.38			96.88	82.26	89.68			85.07	81.08	89.65					
% of Compartment	0.00	0.00	0.00			0.00	0.00	0.00			1.49	2.70	1.92					
Comparison with Other Colleges																		

BEC (BCM-2)				
SACCM	C1	C2	C3	
Average Score in %	63.48	69.46	67.38	67.96
% Distinction (>= 75%)	14.06	34.80	32.03	20.78
% First Division (>= 60%)	71.88	89.06	78.43	68.47
% of Compartment	0.00	0.98	3.14	3.50

FM (BCM-6)				
SACCM	C1	C2	C3	
Average Score in %	84.38	74.75	74.31	71.93
% Distinction (>= 75%)	78.13	55.91	49.66	42.86
% First Division (>= 60%)	96.88	88.28	78.67	74.49
% of Compartment	0.00	0.69	1.15	1.94

OPR (BCM-6)				
SACCM	C1	C2	C3	
Average Score in %	76.98	76.43	76.17	72.11
% Distinction (>= 75%)	62.09	63.45	56.12	49.86
% First Division (>= 60%)	85.07	90.34	88.77	75.22
% of Compartment	1.49	0.69	1.44	3.11

BEC (BCM-1)				
SACCM	C1	C2	C3	
Average Score in %	67.77	68.47	64.61	63.24
% Distinction (>= 75%)	28.79	44.12	22.06	21.99
% First Division (>= 60%)	78.79	76.47	68.90	62.46
% of Compartment	0.00	0.00	2.21	2.64

MAB (BCM-5)				
SACCM	C1	C2	C3	
Average Score in %	72.08	68.50	67.69	64.63
% Distinction (>= 75%)	56.45	17.67	36.36	25.38
% First Division (>= 60%)	82.26	77.40	70.67	66.50
% of Compartment	0.00	0.88	1.02	1.18

OPR (BBA-3)				
SACCM	C1	C2	C3	
Average Score in %	71.69	62.60	60.66	58.95
% Distinction (>= 75%)	45.95	44.44	28.99	24.29
% First Division (>= 60%)	81.08	61.11	57.02	52.85
% of Compartment	2.70	11.43	16.67	47.73

PRINCIPAL
SRI AUROBINDO COLLEGE OF
COMMERCE & MANAGEMENT
LUDHIANA

Sl. No.	Name (SG)	COA (BCM-2-A)		FAC (BCM-1-A)		CM (BCM-4-B)		BMS (BCM-3-A)		QTM (BCM-4-A)		COA (BCM-3-B)		Grand Average	Weight	Total Marks
		May-19	Dec-18	Average	May-19	Dec-18	Average	May-19	Dec-18	Average	May-19	Dec-18	Average			
1	Total students	64	56			75	69			68	59					
1	Average Score in %	67.21	55.27	61.14		75.92	82.81	79.27		87.19	55.98	76.51		72.58	10	7.26
2	% Distinction (>= 75%)	33.06	12.12	23.38		54.75	69.57	61.97		63.24	26.09	44.53		44.50	2.5	1.11
3	% First Division (>= 60%)	65.63	40.91	53.08		84.93	89.86	87.32		86.76	73.91	80.29		74.08	4.5	3.33
4	% of Compartment	0.00	1.52	0.77		0.00	0.00	0.00		1.47	0.00	0.73		0.49	-2	-0.01
5	Comparison with Other Colleges														10	

COA (BCM-2)				
SACCM	C1	C2	C3	
Average Score in %	67.21	69.68	59.96	59.91
% Distinction (>= 75%)	39.06	35.16	21.02	19.61
% First Division (>= 60%)	65.63	79.69	53.50	52.94
% of Compartment	0.00	1.96	5.10	6.27

CM (BCM-4)				
SACCM	C1	C2	C3	
Average Score in %	75.92	73.21	65.80	65.71
% Distinction (>= 75%)	54.75	51.04	33.14	32.37
% First Division (>= 60%)	84.93	84.90	61.58	60.85
% of Compartment	0.00	0.52	1.16	2.35

QTM (BCM-4)				
SACCM	C1	C2	C3	
Average Score in %	87.19	76.03	74.56	74.27
% Distinction (>= 75%)	63.24	60.41	57.29	54.66
% First Division (>= 60%)	86.76	80.58	79.77	77.60
% of Compartment	1.47	3.13	3.52	4.40

FAC (BCM-1)				
SACCM	C1	C2	C3	
Average Score in %	55.27	60.40	58.71	52.31
% Distinction (>= 75%)	12.12	34.76	21.99	8.12
% First Division (>= 60%)	40.91	54.41	50.73	27.31
% of Compartment	1.52	3.68	6.10	8.49

BMS (BCM-3)				
SACCM	C1	C2	C3	
Average Score in %	82.81	77.27	71.15	69.34
% Distinction (>= 75%)	69.57	65.61	52.06	45.32
% First Division (>= 60%)	89.86	84.68	76.29	74.10
% of Compartment	0.00	2.88	6.70	6.92

COM (BCM-3)				
SACCM	C1	C2	C3	
Average Score in %	65.88	61.99	61.03	60.22
% Distinction (>= 75%)	26.09	25.43	23.74	17.10
% First Division (>= 60%)	73.91	60.10	56.07	55.40
% of Compartment	0.00	1.55	4.91	6.15

Sl. No.	Name (KS)	ADA (BCM-4-A)		COA (BCM-3-C)		CM (BCM-4-C)		MAB (BCM-5-B)		FM (BCM-6-B)		ESBM (BBA-5-A)		Grand Average	Weight	Total Marks
		May-19	Dec-18	Average	May-19	Dec-18	Average	May-19	Dec-18	Average	May-19	Dec-18	Average			
1	Total students	68	69			62	65			67	43					
1	Average Score in %	69.72	59.86	64.75		70.02	69.04	69.52		75.95	61.13	70.18		67.96	10	6.80
2	% Distinction (>= 75%)	33.82	10.14	21.90		35.48	35.38	35.43		52.24	2.33	32.73		29.68	2.5	0.74
3	% First Division (>= 60%)	82.35	59.42	70.80		74.19	67.59	70.87		80.60	67.44	75.45		72.19	4.5	3.25
4	% of Compartment	0.00	1.45	0.73		0.00	0.00	0.00		0.00	0.00	0.00		0.27	-2	-0.01
5	Comparison with Other Colleges														10	

ADA (BCM-4)				
SACCM	C1	C2	C3	
Average Score in %	69.72	67.98	66.75	66.67
% Distinction (>= 75%)	33.82	36.98	36.07	35.09
% First Division (>= 60%)	82.35	77.08	71.26	68.35
% of Compartment	0.00	1.94	2.08	2.35

CM (BCM-4)				
SACCM	C1	C2	C3	
Average Score in %	70.02	73.21	65.80	65.71
% Distinction (>= 75%)	35.48	51.04	33.14	32.37
% First Division (>= 60%)	74.19	84.90	61.58	60.85
% of Compartment	0.00	0.52	1.16	2.35

FM (BCM-6)				
SACCM	C1	C2	C3	
Average Score in %	75.95	74.73	74.31	71.93
% Distinction (>= 75%)	52.24	55.91	49.66	42.86
% First Division (>= 60%)	80.60	88.28	78.67	74.49
% of Compartment	0.00	0.69	1.15	1.94

MAB (BCM-5-B)				
SACCM	C1	C2	C3	
Average Score in %	69.04	68.50	67.59	64.64
% Distinction (>= 75%)	35.38	37.67	36.36	25.38
% First Division (>= 60%)	67.69	77.40	70.67	66.50
% of Compartment	0.00	0.88	1.02	1.18

COA (BCM-3)				
SACCM	C1	C2	C3	
Average Score in %	59.86	61.99	61.03	60.22
% Distinction (>= 75%)	10.14	25.43	23.74	17.10
% First Division (>= 60%)	59.42	60.10	56.07	55.40
% of Compartment	1.45	1.55	4.91	6.15

ESBM (BBA-5)				
SACCM	C1	C2	C3	
Average Score in %	61.13	71.02	65.00	61.54
% Distinction (>= 75%)	2.33	21.05	10.13	10.00
% First Division (>= 60%)	67.64	97.37	77.22	66.07
% of Compartment	0.00	0.00	0.00	2.67

S. No.	Department	HRM (BCM-2-A)		POM (BCM-5-A)		OPR (BCM-6-A)		DPR (BBA-3-B)		Average Marks		Grand Average	Weight	Total Marks
		May-19	Dec-18	May-19	Dec-18	May-19	Dec-18	May-19	Dec-18	May-19	Dec-18			
	12 Sarita Arora (SA)													
	Total students	64	65			63	40							
1	Average Score in %	70.59	71.52	71.06		80.52	73.78	77.90						
2	% Distinction (>= 75%)	32.81	44.62	38.78		68.25	55.00	63.11		#DIV/0!				
3	% First Division (>= 60%)	87.50	87.69	87.60		93.65	80.00	88.35		#DIV/0!				
4	% of Compartment	0.00	0.00	0.00		0.00	2.50	0.97		#DIV/0!				
5	Comparison with Other Colleges													

HRM (BCM-2)				
SACCM	C1	C2	C3	
Average Score in %	70.59	69.74	67.66	62.75
% Distinction (>= 75%)	32.81	34.98	21.88	17.52
% First Division (>= 60%)	87.50	87.68	86.72	82.99
% of Compartment	0.00	0.64	0.29	0.00

DPR (BCM-6)				
SACCM	C1	C2	C3	
Average Score in %	80.52	76.43	75.17	72.11
% Distinction (>= 75%)	68.25	63.45	58.12	49.86
% First Division (>= 60%)	93.65	90.34	88.27	75.22
% of Compartment	0.00	0.69	1.44	3.11

POM (BCM-5)				
SACCM	C1	C2	C3	
Average Score in %	71.52	68.10	66.03	65.06
% Distinction (>= 75%)	44.62	29.44	25.22	24.80
% First Division (>= 60%)	87.69	80.20	73.90	70.08
% of Compartment	0.00	0.39	0.88	1.37

OPR (BBA-3)				
SACCM	C1	C2	C3	
Average Score in %	73.78	62.00	60.66	58.95
% Distinction (>= 75%)	55.00	44.44	28.93	24.29
% First Division (>= 60%)	80.00	61.11	57.02	52.86
% of Compartment	2.50	11.48	16.67	47.73

Cm (BCM-5)				
SACCM	C1	C2	C3	
Average Score in %				
% Distinction (>= 75%)				
% First Division (>= 60%)				
% of Compartment				

S. No.	Department	ADA (BCM-4-B)		GST (BCM-3-B)		DTL (BCM-6-C)		ITL (BCM-5-C)		PSM (BBA-2-A)		DTL (BBA-3-A)		Average Marks		Grand Average	Weight	Total Marks
		May-19	Dec-18	May-19	Dec-18	May-19	Dec-18	May-19	Dec-18	May-19	Dec-18	May-19	Dec-18	May-19	Dec-18			
	12 Sarita Arora (SA)																	
	Total students	73	68			64	62			39	37							
1	Average Score in %	74.54	70.02	72.38		64.34	62.54	63.45		63.27	64.53	63.88						
2	% Distinction (>= 75%)	47.95	39.71	43.97		14.06	20.97	17.46		5.13	29.73	17.11						
3	% First Division (>= 60%)	90.41	85.29	87.94		68.75	58.06	63.49		74.38	64.86	69.74						
4	% of Compartment	0.00	0.00	0.00		0.00	0.00	0.00		0.00	5.41	2.63						
5	Comparison with Other Colleges																	

ADA (BCM-4)				
SACCM	C1	C2	C3	
Average Score in %	74.54	67.98	66.75	66.62
% Distinction (>= 75%)	47.95	36.98	36.07	33.09
% First Division (>= 60%)	90.41	77.08	71.26	68.35
% of Compartment	0.00	1.94	2.08	2.35

DTL (BCM-6)				
SACCM	C1	C2	C3	
Average Score in %	64.34	60.55	58.00	56.93
% Distinction (>= 75%)	14.06	11.53	10.51	9.18
% First Division (>= 60%)	68.75	61.22	48.13	42.41
% of Compartment	0.00	2.33	2.59	3.45

PSM (BBA-2)				
SACCM	C1	C2	C3	
Average Score in %	63.27	62.39	61.18	53.98
% Distinction (>= 75%)	5.13	15.56	7.63	5.41
% First Division (>= 60%)	74.38	64.44	63.51	39.83
% of Compartment	0.00	4.44	7.69	14.41

GST (BCM-3)				
SACCM	C1	C2	C3	
Average Score in %	70.02	70.75	67.89	61.79
% Distinction (>= 75%)	39.71	45.32	26.80	14.49
% First Division (>= 60%)	85.29	84.89	82.47	61.45
% of Compartment	0.00	0.00	1.74	2.31

ITL (BCM-5)				
SACCM	C1	C2	C3	
Average Score in %	62.54	70.10	68.54	60.28
% Distinction (>= 75%)	20.97	44.57	39.73	26.77
% First Division (>= 60%)	58.06	73.97	71.85	52.36
% of Compartment	0.00	4.06	4.11	6.09

DTL (BBA-3)				
SACCM	C1	C2	C3	
Average Score in %	64.53	75.79	61.21	54.78
% Distinction (>= 75%)	29.73	54.29	25.71	9.09
% First Division (>= 60%)	64.86	82.86	51.83	32.56
% of Compartment	5.41	2.86	9.09	9.30

PRINCIPAL
 SRI AUROBINDO COLLEGE OF
 COMMERCE & MANAGEMENT
 LUDHIANA

Sl. No.	Name of Candidate	ECOM (BCM-2-C)		PSM (BCM-1-C)		Average Marks	HRM/RC (M-2-B)		PPM (BCM-1-A)		Average Marks	CM (BBA-6)		IRLL (BBA-5)		Average Marks	Grand Average	Weight	Total Marks
		May-19	Dec-18	May-19	Dec-18		May-19	Dec-18	May-19	Dec-18		May-19	Dec-18						
	Total students	70	70				68	66				48	26				64.89	10	6.49
1	Average Score in %	68.46	63.70			66.08	71.40	63.69			67.60	52.42	58.03			57.83	18.62	2.5	0.47
2	% Distinction (>= 75%)	20.00	12.86			16.43	29.71	17.12			26.12	2.04	23.08			9.33	70.49	4.5	3.17
3	% First Division (>= 60%)	88.57	67.86			75.71	89.71	66.67			78.36	24.49	28.46			46.67	0.29	-2	-0.02
4	% of Compartment	0.00	0.00			0.00	0.00	0.00			0.00	2.04	0.00			1.33			
5	Comparison with Other Colleges																		

ECOM (BCM-2)				
SACCM	C1	C2	C3	
Average Score in %	68.46	66.84	66.46	65.73
% Distinction (>= 75%)	20.00	31.53	26.47	22.66
% First Division (>= 60%)	88.57	74.84	74.02	71.09
% of Compartment	0.00	0.00	0.00	0.96

HRM (BCM-2)				
SACCM	C1	C2	C3	
Average Score in %	71.40	69.74	67.46	62.75
% Distinction (>= 75%)	19.71	14.98	21.88	17.52
% First Division (>= 60%)	89.71	87.68	86.72	62.99
% of Compartment	0.00	0.64	0.39	0.00

CM (BBA-6)				
SACCM	C1	C2	C3	
Average Score in %	52.42	0.00	0.00	0.00
% Distinction (>= 75%)	2.04	0.00	0.00	0.00
% First Division (>= 60%)	24.49	0.00	0.00	0.00
% of Compartment	2.04	0.00	0.00	0.00

PSM (BCM-1)				
SACCM	C1	C2	C3	
Average Score in %	63.70	66.56	65.78	59.93
% Distinction (>= 75%)	12.86	24.89	17.65	15.54
% First Division (>= 60%)	62.86	83.82	79.27	55.72
% of Compartment	0.00	1.47	1.48	2.05

PPM (BCM-1)				
SACCM	C1	C2	C3	
Average Score in %	63.89	70.20	64.65	64.04
% Distinction (>= 75%)	12.12	40.44	21.34	16.42
% First Division (>= 60%)	66.47	85.29	73.61	70.73
% of Compartment	0.00	1.76	1.48	0.61

IRLL (BBA-5)				
SACCM	C1	C2	C3	
Average Score in %	68.03	72.79		0.00
% Distinction (>= 75%)	23.08	50.00		0.00
% First Division (>= 60%)	88.46	97.17		0.00
% of Compartment	0.00	0.00		0.00

Sl. No.	Name of Candidate	QTM (BCM-4-B)		CLL (BCM-1-A)		Average Marks	RM (BBA-4-B)		BAI (BCM-3-B)		Average Marks	GST (BBA-4-B)		GST (BCM-3-A)		Average Marks	Grand Average	Weight	Total Marks
		May-19	Dec-18	May-19	Dec-18		May-19	Dec-18	May-19	Dec-18		May-18	Dec-17	May-19	Dec-18				
	Total students	73	66				39	68				39	69				66.89	10	6.69
1	Average Score in %	72.67	60.40			66.84	62.37	70.63			67.62	61.12	69.11			66.23	26.84	2.5	0.67
2	% Distinction (>= 75%)	39.73	10.61			25.90	5.13	35.29			24.30	17.95	37.68			30.56	78.53	4.5	3.53
3	% First Division (>= 60%)	95.89	57.58			77.70	71.79	92.65			85.05	53.85	84.06			73.15	0.56	-2	-0.01
4	% of Compartment	0.00	0.00			0.00	2.56	0.00			0.93	2.56	0.00			0.93			
5	Comparison with Other Colleges																		

QTM (BCM-4)				
SACCM	C1	C2	C3	
Average Score in %	72.67	76.03	74.56	74.27
% Distinction (>= 75%)	39.73	60.41	57.29	54.68
% First Division (>= 60%)	95.89	80.98	79.77	77.60
% of Compartment	0.00	3.13	3.52	4.40

RM (BBA-4)				
SACCM	C1	C2	C3	
Average Score in %	62.37	62.43	60.00	59.27
% Distinction (>= 75%)	5.13	10.00	5.56	4.96
% First Division (>= 60%)	71.79	77.78	51.43	48.76
% of Compartment	2.56	1.65	2.38	2.78

GST (BBA-4)				
SACCM	C1	C2	C3	
Average Score in %	61.12	67.05	65.34	61.88
% Distinction (>= 75%)	17.95	38.89	17.07	15.94
% First Division (>= 60%)	58.85	80.49	77.78	60.87
% of Compartment	2.56	0.00	0.00	2.00

CLL (BCM-1)				
SACCM	C1	C2	C3	
Average Score in %	60.40	67.10	63.89	57.17
% Distinction (>= 75%)	10.61	25.00	16.46	6.45
% First Division (>= 60%)	57.58	82.35	71.34	46.92
% of Compartment	0.00	1.76	1.83	7.01

BAI (BCM-3)				
SACCM	C1	C2	C3	
Average Score in %	70.63	71.11	66.77	63.73
% Distinction (>= 75%)	35.29	74.82	44.33	26.96
% First Division (>= 60%)	97.65	92.81	84.08	76.23
% of Compartment	0.00	0.00	0.00	0.38

GST (BCM-3)				
SACCM	C1	C2	C3	
Average Score in %	69.11	70.79	67.89	61.79
% Distinction (>= 75%)	17.68	45.32	26.80	14.49
% First Division (>= 60%)	84.06	84.89	82.47	61.45
% of Compartment	0.00	0.00	1.74	2.31

PRINCIPAL
 SRI AUROBINDO COLLEGE OF
 COMMERCE & MANAGEMENT
 LUDHIANA

	BUL (BCM-2-A)	BMS (BCM-3-B)	Average Marks	QTM (BCM-4-C)	BMS (BCM-3-C)	Average Marks	DTL (BCM-6-A)	ITL (BCM-5-A)	Average Marks	May-18	Dec-17	May-19	Dec-18	Average Marks	Grand Average	Weight	Total Marks
Total students	64	69		62	62		63	64									
1. Average Score in %	62.40	87.08	75.21	74.72	83.57	79.14	64.15	69.02	66.60						73.63	10	7.36
2. % Distinction (>= 75%)	18.75	85.51	53.38	54.84	82.26	68.55	14.29	46.88	30.71						50.79	2.5	1.27
3. % First Division (>= 60%)	54.69	100.00	78.20	72.58	91.94	82.26	71.48	71.88	71.65						77.34	4.5	3.48
4. % of Compartment	0.00	0.00	0.00	0.00	0.00	0.00	0.00	1.56	0.79						0.26	-7	-0.01
5. Comparison with Other Colleges																10	

BUL (BCM-2)				
SACCM	C1	C2	C3	
Average Score in %	62.40	60.49	58.63	58.20
% Distinction (>= 75%)	18.75	19.81	12.10	8.25
% First Division (>= 60%)	54.69	57.64	53.50	49.12
% of Compartment	0.00	0.78	1.59	3.92

QTM (BCM-4)				
SACCM	C1	C2	C3	
Average Score in %	74.72	76.09	74.56	74.27
% Distinction (>= 75%)	54.84	60.41	57.29	54.68
% First Division (>= 60%)	72.58	80.58	79.77	77.50
% of Compartment	0.00	3.13	3.52	4.40

DTL (BCM-6)				
SACCM	C1	C2	C3	
Average Score in %	64.15	60.55	58.00	56.93
% Distinction (>= 75%)	14.29	11.54	10.51	9.18
% First Division (>= 60%)	71.43	61.22	48.13	42.41
% of Compartment	0.00	2.33	2.59	3.43

BMS (BCM-3-B)				
SACCM	C1	C2	C3	
Average Score in %	87.08	77.22	71.15	69.34
% Distinction (>= 75%)	85.51	65.51	52.06	45.12
% First Division (>= 60%)	100.00	84.68	76.29	74.10
% of Compartment	0.00	2.88	6.70	6.92

ITL (BCM-5)				
SACCM	C1	C2	C3	
Average Score in %	69.02	70.10	68.54	60.28
% Distinction (>= 75%)	46.88	44.37	39.73	26.77
% First Division (>= 60%)	71.88	73.97	71.85	57.36
% of Compartment	1.56	4.06	4.11	6.89

BMS (BCM-3-C)				
SACCM	C1	C2	C3	
Average Score in %	83.57	77.22	71.15	69.34
% Distinction (>= 75%)	82.26	65.51	52.06	45.32
% First Division (>= 60%)	91.94	84.68	76.29	74.10
% of Compartment	0.00	2.88	6.70	6.92

16 Vijay Chhabra (VC)	DBMS (BBA-4-A)	FIT (BBA-1-A)	Average Marks	DBMS (BBA-4-B)	FIT (BBA-1-B)	Average Marks	Grand Average	Weight	Total Marks
Total students	35	41		39	36				
1. Average Score in %	67.79	46.07	56.07	65.29	44.70	55.43			
2. % Distinction (>= 75%)	25.71	0.00	11.84	25.64	0.00	13.33			55.75
3. % First Division (>= 60%)	77.14	34.63	43.42	74.88	8.33	42.67			12.58
4. % of Compartment	0.00	4.88	2.63	2.56	8.33	5.33			43.05
5. Comparison with Other Colleges									3.97

DBMS (BBA-4-A)				
SACCM	C1	C2	C3	
Average Score in %	67.79	60.63	39.80	56.36
% Distinction (>= 75%)	25.71	21.43	18.92	2.50
% First Division (>= 60%)	77.14	51.35	47.62	47.50
% of Compartment	0.00	4.35	5.41	5.83

FIT (BBA-1-A)				
SACCM	C1	C2	C3	
Average Score in %	46.07	62.89	62.57	54.89
% Distinction (>= 75%)	0.00	17.78	12.50	10.53
% First Division (>= 60%)	14.53	60.53	60.00	45.00
% of Compartment	4.88	2.22	9.33	18.33

DBMS (BBA-4-B)				
SACCM	C1	C2	C3	
Average Score in %	65.29	60.63	59.80	56.36
% Distinction (>= 75%)	25.64	21.43	18.92	2.50
% First Division (>= 60%)	74.36	51.35	47.62	47.50
% of Compartment	2.56	4.35	5.41	5.83

FIT (BBA-1-B)				
SACCM	C1	C2	C3	
Average Score in %	44.70	62.89	62.57	54.89
% Distinction (>= 75%)	0.00	17.78	12.50	10.53
% First Division (>= 60%)	8.33	60.53	60.00	45.00
% of Compartment	8.33	2.22	9.33	13.33

	ECOM (BCM-2-B)		MM (BBA-3-B)		Average Marks	SAPM (BCM-4-B)		IB (BBA-5-B)		Average Marks	BPS (BBA-6-B)		Average Marks			Average Marks			Average Marks	Grand Average	Weight	Total Marks
	May-19	Dec-18	May-19	Dec-18		May-19	Dec-18	May-19	Dec-18		May-18	Dec-17		May-19	Dec-18		May-18	Dec-17				
Total students	68	40				73	36			40												
Average Score in %	67.70	67.03	65.60			71.18	65.61	69.24		58.38										66.06	10	6.61
% Distinction (>= 75%)	14.71	7.50	12.04			32.88	7.69	24.11		5.00										16.15	2.3	0.40
% First Division (>= 60%)	86.76	65.00	78.70			87.67	76.92	83.93		42.50										75.38	4.5	3.29
% of Compartment	0.00	2.50	0.93			0.00	0.00	0.00		0.00										0.38	2	-0.01
Comparison with Other Colleges																						10

ECOM (BCM-2)				
SACCM	C1	C2	C3	
Average Score in %	67.70	66.84	66.46	65.73
% Distinction (>= 75%)	14.71	31.53	26.47	22.66
% First Division (>= 60%)	86.76	74.84	74.07	71.09
% of Compartment	0.00	0.00	0.00	0.96

SAPM (BCM-4)				
SACCM	C1	C2	C3	
Average Score in %	71.18	66.95	66.21	63.76
% Distinction (>= 75%)	32.88	30.22	26.04	22.58
% First Division (>= 60%)	87.67	79.86	77.60	67.74
% of Compartment	0.00	0.00	1.55	1.76

BPS (BBA-6)				
SACCM	C1	C2	C3	
Average Score in %	58.38	62.70	62.56	54.84
% Distinction (>= 75%)	5.00	7.02	5.76	3.79
% First Division (>= 60%)	42.50	69.62	63.16	42.11
% of Compartment	0.00	0.00	1.27	7.89

MM (BBA-3)				
SACCM	C1	C2	C3	
Average Score in %	62.03	63.57	59.18	53.20
% Distinction (>= 75%)	7.50	34.76	9.00	8.26
% First Division (>= 60%)	65.00	54.29	43.18	38.57
% of Compartment	2.50	2.86	5.71	5.79

IB (BBA-5)				
SACCM	C1	C2	C3	
Average Score in %	65.61	64.53	63.09	58.91
% Distinction (>= 75%)	7.69	8.99	5.26	1.82
% First Division (>= 60%)	76.92	76.79	73.68	45.57
% of Compartment	0.00	0.00	0.00	6.58

SACCM				
C1	C2	C3		

	EBC (BCM-3-A)		EBC (BCM-1-A)		Average Marks	EBC (BCM-2-B)		EBC (BCM-1-B)		Average Marks	EBC (BCM-2-C)		EBC (BCM-1-C)		Average Marks	EBC (BBA-4-A)		EBC (BBA-3-A)		Average Marks	EBC (BBA-4-B)		EBC (BBA-3-B)		Grand Average	Weight	Total Marks	
	May-19	Dec-18	May-19	Dec-18		May-19	Dec-18	May-19	Dec-18		May-19	Dec-18	May-19	Dec-18		May-19	Dec-18	May-19	Dec-18		May-19	Dec-18	May-19	Dec-18				May-19
Total students	64	66				68	69			70	70					39	37			39	40							
Average Score in %	76.99	63.03	69.50			78.15	64.22	71.14		75.80	65.14	70.97			63.68	76.94	70.49			34.04	75.78	55.17	68.46	10	6.85			
% Distinction (>= 75%)	60.94	0.00	30.00			70.59	0.00	35.04		64.15	4.29	34.29			11.43	70.27	41.67			10.25	60.00	35.44	34.99	2.5	0.36			
% First Division (>= 60%)	100.00	68.18	83.85			98.59	75.36	86.86		98.57	78.57	88.57			71.43	100.00	86.11			69.23	100.00	84.81	86.20	4.5	3.88			
% of Compartment	0.00	0.00	0.00			0.00		0.00		0.00	0.00	0.00			0.00	0.00	0.00			0.00	0.00	0.00	0.00	-2	0.00			
Comparison with Other Colleges																										10		

EBC (BCM-2)				
SACCM	C1	C2	C3	
Average Score in %	77.31	74.79	72.73	71.22
% Distinction (>= 75%)	65.35	57.03	49.36	43.14
% First Division (>= 60%)	99.01	95.09	94.90	94.61
% of Compartment	0.00	0.00	0.00	0.92

EBC (BBA-4)				
SACCM	C1	C2	C3	
Average Score in %	34.27	82.98	80.96	72.46
% Distinction (>= 75%)	10.81	92.86	83.76	50.82
% First Division (>= 60%)	70.77	100.00	94.59	80.33
% of Compartment	0.00	0.00	0.00	2.38

EBC (BCM-1)				
SACCM	C1	C2	C3	
Average Score in %	64.15	66.76	66.69	62.91
% Distinction (>= 75%)	1.46	18.48	10.37	9.15
% First Division (>= 60%)	74.15	88.24	82.99	68.75
% of Compartment	0.00	0.00	0.00	0.59

EBC (BBA-3)				
SACCM	C1	C2	C3	
Average Score in %	76.33	72.25	77.12	71.68
% Distinction (>= 75%)	64.94	51.35	47.73	41.43
% First Division (>= 60%)	100.00	100.00	95.04	94.59
% of Compartment	0.00	0.00	0.00	0.00

SACCM				
C1	C2	C3		

SACCM				
C1	C2	C3		



PRINCIPAL
SRI AUROBINDO COLLEGE OF
COMMERCE & MANAGEMENT
LUDHIANA

	MM (BCM-4-C)			PSM (BCM-1-A)			IFR (BCM-6-A)			IIC (BCM-3-C)			MSM (BBA-2-B)			DTL (BBA-3-B)			May 18	Dec-17	May 19	Dec-18	Average Marks	Grand Average	Weight	Total Marks	
	May-19	Dec-18	Average Marks	May-19	Dec-18	Average Marks	May-19	Dec-18	Average Marks	May-19	Dec-18	Average Marks	May-19	Dec-18	Average Marks												
1	Total students	67	66				63	62				36	40														
2	Average Score in %	70.02	59.96	64.83			66.04	62.36	65.22			62.26	64.63	63.50										64.67	10	6.47	
3	% Distinction (>= 75%)	35.48	9.09	21.88			28.57	3.23	16.00			8.33	17.50	13.16										17.63	2.5	0.44	
4	% First Division (>= 60%)	74.19	46.97	60.16			87.30	70.97	79.20			66.67	67.50	67.11										69.00	4.5	3.10	
5	% of Compartment	0.00	0.00	0.00			0.00	0.00	0.00			0.00	0.00	0.00										0.00	-2	0.00	
5	Comparison with Other Colleges																								10		

MM (BCM-4)				
SACCM	C1	C2	C3	
Average Score in %	70.02	74.42	68.79	66.83
% Distinction (>= 75%)	35.48	56.25	38.71	23.74
% First Division (>= 60%)	74.19	93.75	88.49	83.58
% of Compartment	0.00	0.00	0.39	0.88

IFR (BCM-6)				
SACCM	C1	C2	C3	
Average Score in %	68.04	71.92	67.11	66.88
% Distinction (>= 75%)	28.57	43.45	25.51	23.92
% First Division (>= 60%)	87.30	93.10	81.56	78.06
% of Compartment	0.00	0.58	0.69	1.17

MSM (BBA-2)				
SACCM	C1	C2	C3	
Average Score in %	62.26	63.60	62.97	55.70
% Distinction (>= 75%)	8.33	20.77	13.22	8.89
% First Division (>= 60%)	66.67	72.97	64.44	50.41
% of Compartment	0.00	0.00	1.35	12.40

PSM (BCM-1)				
SACCM	C1	C2	C3	
Average Score in %	59.96	66.56	65.78	59.99
% Distinction (>= 75%)	9.09	24.39	17.65	15.54
% First Division (>= 60%)	46.97	83.82	79.27	55.72
% of Compartment	0.00	1.47	1.48	2.05

IIC (BCM-3)				
SACCM	C1	C2	C3	
Average Score in %	62.36	63.63	63.41	61.58
% Distinction (>= 75%)	3.23	17.53	12.95	11.56
% First Division (>= 60%)	70.97	77.70	67.01	64.16
% of Compartment	0.00	0.00	0.77	2.02

DTL (BBA-3)				
SACCM	C1	C2	C3	
Average Score in %	64.63	75.79	61.21	64.78
% Distinction (>= 75%)	17.50	54.29	25.71	9.09
% First Division (>= 60%)	67.50	82.86	51.43	32.56
% of Compartment	0.00	2.86	9.09	9.30

21 Venu Verma (VV)	PBC (BCM-2-A)			PBC (BBA-1-A)			PBC (BCM-2-B)			PBC (BBA-1-B)			PBC (BCM-2-C)			PBC (BBA-1-C)			May 18	Dec-17	May 19	Dec-18	Average Marks	Grand Average	Weight	Total Marks					
	May-19	Dec-18	Average Marks	May-19	Dec-18	Average Marks	May-19	Dec-18	Average Marks	May-19	Dec-18	Average Marks	May-19	Dec-18	Average Marks																
1	Total students	64	41				58	37				70	37																		
2	Average Score in %	70.49	69.81	70.22			65.64	67.27	68.80			71.08	67.27	69.76											66.97	68.90	10	6.89			
3	% Distinction (>= 75%)	39.06	29.27	35.24			36.76	27.03	33.33			31.43	27.03	29.91											16.67	27.03	21.92	29.57	2.5	0.74	
4	% First Division (>= 60%)	85.94	90.24	87.62			80.88	81.08	80.95			94.29	81.08	89.72												80.56	81.08	80.82	84.68	4.5	3.81
5	% of Compartment	0.00	0.00	0.00			0.00	0.00	0.00			0.00	0.00	0.00											0.00	0.00	0.00	0.00	-2	0.00	
5	Comparison with Other Colleges																										10				

BCM-2 PBC				
SACCM	C1	C2	C3	
Average Score in %	70.41	75.17	75.02	73.46
% Distinction (>= 75%)	35.64	64.06	58.82	55.12
% First Division (>= 60%)	67.13	100.00	98.04	90.55
% of Compartment	0.00	0.00	0.00	0.70

BBA-2 PBC				
SACCM	C1	C2	C3	
Average Score in %	66.28	76.23	70.78	66.22
% Distinction (>= 75%)	17.33	79.45	43.24	25.00
% First Division (>= 60%)	77.33	94.87	90.54	75.00
% of Compartment	0.00	0.00	0.00	7.44

PBC (BCM-1)				
SACCM	C1	C2	C3	
Average Score in %	72.94	80.71	74.88	67.31
% Distinction (>= 75%)	47.24	88.15	51.22	36.24
% First Division (>= 60%)	94.97	98.52	97.56	79.71
% of Compartment	0.00	0.00	0.00	0.74

PBC (BBA-1)				
SACCM	C1	C2	C3	
Average Score in %	68.60	71.17	64.89	63.47
% Distinction (>= 75%)	28.21	43.24	25.00	17.24
% First Division (>= 60%)	85.30	94.55	70.00	68.97
% of Compartment	0.00	0.00	0.00	6.90

PBC (BBA-1)				
SACCM	C1	C2	C3	
Average Score in %				
% Distinction (>= 75%)				
% First Division (>= 60%)				
% of Compartment				

Kaur (GK)	BEC (BCM-2-B)			BEC (BCM-1-B)			SAIC (BCM-6-B)			IEC (BCM-5-B)			BEC (BBA-2-B)			BEC (BBA-1-B)			Grand Average	Weight	Total Marks	
	May-19	Dec-18	Average Marks	May-19	Dec-18	Average Marks	May-19	Dec-18	Average Marks	May-19	Dec-18	Average Marks	May-19	Dec-18	Average Marks	May-19	Dec-18	Average Marks				
Total students	68	69					57	65				38	57									
1 Average Score in %	64.69	65.32	65.51				69.93	71.23	70.57			67.26	62.36	64.78						67.31	10	6.73
2 % Distinction (>= 75%)	22.06	26.09	24.09				25.37	36.92	31.06			19.44	13.51	16.44						25.15	2.5	0.63
3 % First Division (>= 60%)	69.12	73.91	71.53				94.03	86.13	90.15			80.56	64.86	72.60						78.95	4.5	3.55
4 % of Compartment	0.00	0.00	0.00				0.00	0.00	0.00			2.78	0.00	1.37						0.29	-2	-0.01
5 Comparison with Other Colleges																						10

BEC (BCM-2)				
SACCM	C1	C2	C3	
Average Score in %	64.69	65.46	67.38	62.96
% Distinction (>= 75%)	22.06	34.80	32.03	20.78
% First Division (>= 60%)	69.12	89.06	78.43	68.47
% of Compartment	0.00	0.98	3.14	3.50

SAIC (BCM-6)				
SACCM	C1	C2	C3	
Average Score in %	69.93	74.51	74.35	72.57
% Distinction (>= 75%)	25.37	55.86	55.62	44.90
% First Division (>= 60%)	94.03	97.41	95.92	94.48
% of Compartment	0.00	0.00	0.00	0.89

BEC (BBA-2)				
SACCM	C1	C2	C3	
Average Score in %	67.26	65.00	64.86	59.33
% Distinction (>= 75%)	19.44	25.64	16.67	10.81
% First Division (>= 60%)	80.56	77.03	69.23	80.00
% of Compartment	2.78	2.12	2.56	10.83

BEC (BCM-1)				
SACCM	C1	C2	C3	
Average Score in %	66.32	68.47	64.61	63.24
% Distinction (>= 75%)	26.09	44.12	22.06	21.99
% First Division (>= 60%)	73.91	76.47	68.90	62.46
% of Compartment	0.00	0.00	2.21	2.64

IEC (BCM-5)				
SACCM	C1	C2	C3	
Average Score in %	71.23	69.80	68.37	66.32
% Distinction (>= 75%)	36.92	36.95	27.41	24.80
% First Division (>= 60%)	86.15	89.34	81.23	75.59
% of Compartment	0.00	0.00	0.29	2.05

BEC (BBA-1)				
SACCM	C1	C2	C3	
Average Score in %	62.36	60.83	57.50	52.67
% Distinction (>= 75%)	13.51	13.33	7.89	1.74
% First Division (>= 60%)	64.86	50.67	50.00	33.33
% of Compartment	0.00	7.89	9.57	18.33

24 Priya Ball (PB)	OPR (BCM-6-C)			CLA (BCM-3-B)			BUL (BBA-2-A)			GST (BCM-3-C)			GST (BBA-4-B)			POM (BCM-5-C)			Grand Average	Weight	Total Marks	
	May-19	Dec-18	Average Marks	May-19	Dec-18	Average Marks	May-19	Dec-18	Average Marks	May-19	Dec-18	Average Marks	May-19	Dec-18	Average Marks	May-19	Dec-18	Average Marks				
Total students	64	60					39	67				39	67									
1 Average Score in %	80.84	65.12	73.20				53.65	67.72	62.29			61.12	69.52	66.27						67.82	10	6.78
2 % Distinction (>= 75%)	75.00	17.39	45.11				2.56	24.19	15.84			17.95	29.03	24.75						30.15	2.5	0.75
3 % First Division (>= 60%)	90.84	79.71	84.96				78.21	80.65	80.40			53.85	95.16	79.21						75.82	4.5	3.41
4 % of Compartment	0.00	0.00	0.00				0.00	0.00	0.00			2.56	0.00	0.99						0.30	-2	-0.01
5 Comparison with Other Colleges																						10

OPR (BCM-6)				
SACCM	C1	C2	C3	
Average Score in %	80.84	76.43	76.17	72.11
% Distinction (>= 75%)	75.00	63.45	56.12	49.86
% First Division (>= 60%)	90.84	90.34	88.27	75.22
% of Compartment	0.00	0.69	1.44	3.11

BUL (BBA-2)				
SACCM	C1	C2	C3	
Average Score in %	53.65	58.65	52.59	49.58
% Distinction (>= 75%)	2.56	16.22	11.97	2.56
% First Division (>= 60%)	28.21	44.59	38.46	23.08
% of Compartment	0.00	10.26	15.38	15.56

GST (BBA-4)				
SACCM	C1	C2	C3	
Average Score in %	61.12	67.95	65.34	61.83
% Distinction (>= 75%)	17.95	38.89	17.07	15.94
% First Division (>= 60%)	54.85	80.49	77.78	60.87
% of Compartment	2.56	0.00	9.00	2.90

CLA (BCM-3)				
SACCM	C1	C2	C3	
Average Score in %	66.12	65.17	64.67	64.47
% Distinction (>= 75%)	17.39	20.52	20.00	14.95
% First Division (>= 60%)	79.71	75.00	74.10	67.53
% of Compartment	0.00	0.00	0.77	1.45

GST (BCM-3)				
SACCM	C1	C2	C3	
Average Score in %	67.72	70.78	67.89	61.79
% Distinction (>= 75%)	24.19	45.82	26.80	14.49
% First Division (>= 60%)	80.65	84.89	82.47	61.45
% of Compartment	0.00	0.00	1.74	2.31

POM (BCM-5)				
SACCM	C1	C2	C3	
Average Score in %	69.52	68.10	66.03	65.06
% Distinction (>= 75%)	29.03	29.44	25.22	24.80
% First Division (>= 60%)	95.16	80.20	73.90	70.08
% of Compartment	0.00	0.39	0.88	1.37

Handwritten signature or initials in green ink.

PRINCIPAL
SRI AUROBINDO COLLEGE OF
COMMERCE & MANAGEMENT
LUDHIANA

Kaur (AMK)	ECOM (BCM-2-A)			PPM (BCM-1-B)			SBE (BCM-6-B)			ESB (BCM-5-B)			SAIC (BCM-6-A)			EMB (BBA-3-A)			ESRM (BBA-5-B)			Grand Average	Weight	Total Marks
	May-19	Dec-18	Average Marks	May-19	Dec-18	Average Marks	May-19	Dec-18	Average Marks	May-19	Dec-18	Average Marks	May-18	Dec-17	May-19	Dec-18	Average Marks	May-18	Dec-17	May-19	Dec-18			
Total students	64	69		67	65		71.79	68.65	70.62	37.10	29.73	34.34	66.67	66.67	2.56	2.56								
1 Average Score in %	67.48	65.02	66.20	70.20	65.00	68.29	71.79	68.65	70.62	37.10	29.73	34.34	66.67	66.67	2.56	2.56								
2 % Distinction (>= 75%)	23.44	23.19	23.31	41.79	16.97	29.55	37.10	29.73	34.34	7.69	7.69													
3 % First Division (>= 60%)	87.50	73.91	80.45	91.04	78.46	84.85	96.77	85.78	91.92	66.67	66.67													
4 % of Compartment	0.00	0.00	0.00	0.00	0.00	0.00	0.00	0.00	0.00	0.00	0.00	0.00	0.00	0.00	0.00	0.00	0.00	0.00	0.00	0.00	0.00	0.00	0.00	0.00
5 Comparison with Other Colleges																								

ECOM (BCM-2)				
SACCM	C1	C2	C3	Average
67.48	66.84	66.46	65.73	
23.44	31.53	26.47	22.66	
87.50	74.84	74.07	71.09	
0.00	0.00	0.00	0.00	

SBE (BCM-6)				
SACCM	C1	C2	C3	Average
70.90	71.17	70.89	65.68	
41.79	42.76	38.20	22.96	
91.04	92.86	87.59	74.32	
0.00	0.29	0.69	0.78	

SAIC (BCM-5)				
SACCM	C1	C2	C3	Average
71.79	74.31	74.35	72.57	
37.10	55.86	55.69	44.90	
96.77	97.41	95.92	94.68	
0.00	0.00	0.00	0.69	

PPM (BCM-1)				
SACCM	C1	C2	C3	Average
65.02	70.20	64.65	64.04	
28.19	40.44	21.34	15.42	
73.91	85.29	73.61	70.73	
0.00	1.76	1.48	0.61	

ESB (BCM-5)				
SACCM	C1	C2	C3	Average
65.60	59.51	66.88	66.14	
16.92	13.56	28.45	17.77	
78.46	86.30	79.19	76.25	
0.00	0.00	0.55	0.68	

EMB (BBA-3)				
SACCM	C1	C2	C3	Average
68.65	66.75	65.52	59.18	
25.73	25.71	22.86	14.88	
83.78	82.80	70.00	55.37	
2.70	2.86	6.61	9.09	

ESRM (BBA-5)				
SACCM	C1	C2	C3	Average
62.40	71.02	65.00	61.54	
7.60	21.05	10.13	10.00	
66.67	97.87	77.22	66.07	
2.56	0.00	0.00	2.67	

Anupreet Kaur Bai (AKB)	ASP (BCM-4-B)			BAI (BCM-3-A)			PM (BBA-4-A)			MCP (BBA-1-B)			HRM (BBA-4-B)			EMB (BBA-3-B)			MCP (BBA-1-A)			Grand Average	Weight	Total Marks
	May-19	Dec-18	Average Marks	May-19	Dec-18	Average Marks	May-19	Dec-18	Average Marks	May-19	Dec-18	Average Marks	May-18	Dec-17	May-19	Dec-18	Average Marks	May-18	Dec-17	May-19	Dec-18			
Total students	73	69		35	37		39	40		58.62	66.94	62.88	52.47	52.47										
1 Average Score in %	68.13	68.80	68.46	65.71	65.17	65.44	58.62	66.94	62.88	52.47	52.47													
2 % Distinction (>= 75%)	26.03	27.34	26.68	11.43	2.70	6.94	0.00	35.00	17.72	0.00	0.00													
3 % First Division (>= 60%)	76.71	79.71	78.17	82.86	48.24	62.90	48.72	77.50	63.29	17.07	17.07													
4 % of Compartment	0.00	0.00	0.00	0.00	2.70	1.39	2.56	0.00	1.27	7.44	2.44													
5 Comparison with Other Colleges																								

ASP (BCM-4-B)				
SACCM	C1	C2	C3	Average
68.13	67.04	66.24	64.05	
26.03	27.34	20.83	15.23	
76.71	79.86	79.17	70.31	
0.00	0.00	0.88	1.56	

PM (BBA-4-A)				
SACCM	C1	C2	C3	Average
65.71	62.43	60.02	59.27	
11.43	10.00	5.56	4.96	
82.86	77.78	51.43	48.76	
0.00	1.65	2.38	2.78	

HRM (BBA-4-B)				
SACCM	C1	C2	C3	Average
58.62	65.27	60.60	55.58	
0.00	18.92	5.71	1.78	
48.72	75.68	60.00	37.70	
2.56	0.00	5.74	2.14	

BAI (BCM-3-A)				
SACCM	C1	C2	C3	Average
68.80	71.11	66.77	63.73	
37.68	74.82	44.33	26.96	
79.71	92.81	86.08	76.23	
0.00	0.00	0.00	0.38	

MCP (BBA-1-B)				
SACCM	C1	C2	C3	Average
55.17	61.81	58.82	53.09	
2.70	22.22	12.00	2.63	
43.24	68.89	46.67	31.58	
2.70	5.26	8.89	18.33	

EMB (BBA-3-B)				
SACCM	C1	C2	C3	Average
66.94	66.75	65.52	59.18	
35.00	25.71	22.86	14.88	
77.50	82.86	70.00	55.37	
0.00	2.86	6.61	9.09	

MCP (BBA-1-A)				
SACCM	C1	C2	C3	Average
52.47	61.81	58.82	53.09	
0.00	22.22	12.00	2.63	
17.07	68.89	46.67	31.58	
2.44	5.26	8.89	18.33	

✓

PRINCIPAL
SRI AUROBINDO COLLEGE OF
COMMERCE & MANAGEMENT
LUDHIANA

	SBE (BCM-6-C)		BE (BBA-5-B)		Average Marks	ABM (BBA-6)		IEC (BCM-5-C)		Average Marks	SDM (BBA-5)		Average Marks	May-18	Dec-17	May-19	Dec-18	Average Marks	May-18	Dec-17	May-19	Dec-18	Average Marks	Grand Average	Weight	Total Marks	
	May-19	Dec-18	May-19	Dec-18		May-19	Dec-18	May-19	Dec-18		May-19	Dec-18															May-19
Total students	64	39				34	62			56																	
1 Average Score in %	72.77	66.22	70.29			67.63	73.47	71.47			70.13	70.13												70.70	10	7.07	
2 % Distinction (>= 75%)	40.63	23.08	34.98			5.88	41.94	29.17			39.29	39.29												33.33	2.5	0.83	
3 % First Division (>= 60%)	95.31	79.49	89.32			94.12	96.77	95.83			85.71	85.71												90.98	4.5	4.09	
4 % of Compartment	0.00	0.00	0.00			0.00	0.00	0.00			1.79	1.79												0.39	-2	0.03	
5 Comparison with Other Colleges																											10

SBE (BCM-6-C)				
SACCM	C1	C2	C3	
Average Score in %	72.77	71.17	70.89	65.68
% Distinction (>= 75%)	40.63	42.76	35.20	22.96
% First Division (>= 60%)	95.31	92.86	87.59	74.32
% of Compartment	0.00	0.29	0.69	0.78

BE (BBA-5-B)				
SACCM	C1	C2	C3	
Average Score in %	66.22	60.38	58.40	54.93
% Distinction (>= 75%)	23.08	22.67	2.63	2.53
% First Division (>= 60%)	79.49	54.43	46.00	32.14
% of Compartment	0.00	0.00	1.79	4.00

ABM (BBA-6)				
SACCM	C1	C2	C3	
Average Score in %	67.63	72.40	63.88	62.71
% Distinction (>= 75%)	5.88	47.37	15.13	11.39
% First Division (>= 60%)	94.12	92.11	71.93	62.03
% of Compartment	0.00	0.00	3.80	3.26

IEC (BCM-5-C)				
SACCM	C1	C2	C3	
Average Score in %	73.47	69.80	68.37	66.32
% Distinction (>= 75%)	41.94	36.95	27.41	24.80
% First Division (>= 60%)	96.77	89.34	81.23	75.59
% of Compartment	0.00	0.00	0.29	2.05

SDM (BBA-5)				
SACCM	C1	C2	C3	
Average Score in %	70.13	68.42	63.89	54.56
% Distinction (>= 75%)	39.29	42.85	15.19	10.58
% First Division (>= 60%)	85.71	84.29	60.76	26.97
% of Compartment	1.79	0.00	0.00	5.26

31 Swati Gupta (SGT)	SAIC (BCM-6-C)		IIC (BCM-3-B)		Average Marks	PM (BBA-4-B)		BE (BBA-5-A)		Average Marks	HRM (BBA-4-A)		CB (BBA-5)		Average Marks	May-18	Dec-17	May-19	Dec-18	Average Marks	May-18	Dec-17	May-19	Dec-18	Average Marks	Grand Average	Weight	Total Marks		
	May-18	Dec-17	May-19	Dec-18		May-18	Dec-17	May-19	Dec-18		May-18	Dec-17	May-19	Dec-18															May-18	Dec-17
Total students			64	69		39	43			35	56																			
1 Average Score in %			72.86	62.25	67.11			64.87	66.45	65.70			61.48	64.51	63.32															
2 % Distinction (>= 75%)			37.50	7.90	19.55			17.95	27.91	23.17			8.57	12.50	10.99															
3 % First Division (>= 60%)			98.44	69.57	83.46			82.05	74.42	78.05			51.43	73.21	64.84															
4 % of Compartment			0.00	0.00	0.00			0.00	0.00	0.00			0.00	1.79	1.10															
5 Comparison with Other Colleges																														10

SAIC (BCM-6-C)				
SACCM	C1	C2	C3	
Average Score in %	72.36	74.51	74.35	72.57
% Distinction (>= 75%)	37.50	55.86	55.62	44.90
% First Division (>= 60%)	98.44	97.41	95.92	94.48
% of Compartment	0.00	0.00	0.00	0.69

IIC (BCM-3-B)				
SACCM	C1	C2	C3	
Average Score in %	62.25	63.63	63.41	61.58
% Distinction (>= 75%)	7.90	17.53	12.85	11.56
% First Division (>= 60%)	69.57	77.70	67.01	64.16
% of Compartment	0.00	0.00	0.77	2.02

PM (BBA-4-B)				
SACCM	C1	C2	C3	
Average Score in %	64.87	65.17	65.11	59.33
% Distinction (>= 75%)	17.95	21.62	15.71	0.00
% First Division (>= 60%)	82.05	80.00	72.97	48.78
% of Compartment	0.00	1.43	2.44	41.80

BE (BBA-5-A)				
SACCM	C1	C2	C3	
Average Score in %	66.45	60.38	58.40	54.93
% Distinction (>= 75%)	27.91	22.67	2.63	2.53
% First Division (>= 60%)	74.42	54.43	46.00	32.14
% of Compartment	0.00	0.00	1.79	4.00

HRM (BBA-4-A)				
SACCM	C1	C2	C3	
Average Score in %	61.48	65.27	60.66	55.58
% Distinction (>= 75%)	8.57	18.92	5.71	3.28
% First Division (>= 60%)	51.43	75.68	60.00	37.70
% of Compartment	0.00	0.00	5.74	7.14

CB (BBA-5)				
SACCM	C1	C2	C3	
Average Score in %	64.51	66.42	64.42	50.95
% Distinction (>= 75%)	12.50	22.78	14.29	1.32
% First Division (>= 60%)	73.21	77.22	69.64	26.49
% of Compartment	1.79	0.00	0.00	7.28

A

PRINCIPAL
SRI AUROBINDO COLLEGE OF
COMMERCE & MANAGEMENT
LUDHIANA

		May-18	Dec-17	May-19	Dec-18	Average Marks	May-18	Dec-17	May-19	Dec-18	Average Marks	May-18	Dec-17	May-19	Dec-18	Average Marks	May-18	Dec-17	May-19	Dec-18	Average Marks	May-18	Dec-17	May-19	Dec-18	Average Marks	Grand Average	Weight	Total Marks
	Total students																												
	Average Score in %					#DIV/0!					#DIV/0!					#DIV/0!						#DIV/0!					#DIV/0!		
1	% Distinction (>= 75%)					#DIV/0!					#DIV/0!					#DIV/0!						#DIV/0!					#DIV/0!	10	#DIV/0!
2	% First Division (>= 60%)					#DIV/0!					#DIV/0!					#DIV/0!						#DIV/0!					#DIV/0!	2.5	#DIV/0!
3	% of Compartment					#DIV/0!					#DIV/0!					#DIV/0!						#DIV/0!					#DIV/0!	4.5	#DIV/0!
4	Comparison with Other Colleges					#DIV/0!					#DIV/0!					#DIV/0!						#DIV/0!					#DIV/0!	-2	#DIV/0!
5																												10	

	SACCM	C1	C2	C3
Average Score in %				
% Distinction (>= 75%)				
% First Division (>= 60%)				
% of Compartment				

	SACCM	C1	C2	C3
Average Score in %				
% Distinction (>= 75%)				
% First Division (>= 60%)				
% of Compartment				

	SACCM	C1	C2	C3
Average Score in %				
% Distinction (>= 75%)				
% First Division (>= 60%)				
% of Compartment				

	SACCM	C1	C2	C3
Average Score in %				
% Distinction (>= 75%)				
% First Division (>= 60%)				
% of Compartment				

	SACCM	C1	C2	C3
Average Score in %				
% Distinction (>= 75%)				
% First Division (>= 60%)				
% of Compartment				

	SACCM	C1	C2	C3
Average Score in %				
% Distinction (>= 75%)				
% First Division (>= 60%)				
% of Compartment				

		May-18	Dec-17	May-19	Dec-18	Average Marks	May-18	Dec-17	May-19	Dec-18	Average Marks	May-18	Dec-17	May-19	Dec-18	Average Marks	May-18	Dec-17	May-19	Dec-18	Average Marks	May-18	Dec-17	May-19	Dec-18	Average Marks	Grand Average	Weight	Total Marks
	Total students																												
	Average Score in %					#DIV/0!					#DIV/0!					#DIV/0!						#DIV/0!					#DIV/0!		
1	% Distinction (>= 75%)					#DIV/0!					#DIV/0!					#DIV/0!						#DIV/0!					#DIV/0!	10	#DIV/0!
2	% First Division (>= 60%)					#DIV/0!					#DIV/0!					#DIV/0!						#DIV/0!					#DIV/0!	2.5	#DIV/0!
3	% of Compartment					#DIV/0!					#DIV/0!					#DIV/0!						#DIV/0!					#DIV/0!	4.5	#DIV/0!
4	Comparison with Other Colleges					#DIV/0!					#DIV/0!					#DIV/0!						#DIV/0!					#DIV/0!	-2	#DIV/0!
5																												10	

	SACCM	C1	C2	C3
Average Score in %				
% Distinction (>= 75%)				
% First Division (>= 60%)				
% of Compartment				

	SACCM	C1	C2	C3
Average Score in %				
% Distinction (>= 75%)				
% First Division (>= 60%)				
% of Compartment				

	SACCM	C1	C2	C3
Average Score in %				
% Distinction (>= 75%)				
% First Division (>= 60%)				
% of Compartment				

	SACCM	C1	C2	C3
Average Score in %				
% Distinction (>= 75%)				
% First Division (>= 60%)				
% of Compartment				

	SACCM	C1	C2	C3
Average Score in %				
% Distinction (>= 75%)				
% First Division (>= 60%)				
% of Compartment				

	SACCM	C1	C2	C3
Average Score in %				
% Distinction (>= 75%)				
% First Division (>= 60%)				
% of Compartment				

		May-18	Dec-17	May-19	Dec-18	Average Marks	May-18	Dec-17	May-19	Dec-18	Average Marks	May-18	Dec-17	May-19	Dec-18	Average Marks	May-18	Dec-17	May-19	Dec-18	Average Marks	May-18	Dec-17	May-19	Dec-18	Average Marks	Grand Average	Weight	Total Marks
	Total students																												
	Average Score in %					#DIV/0!					#DIV/0!					#DIV/0!						#DIV/0!					#DIV/0!		
1	% Distinction (>= 75%)					#DIV/0!					#DIV/0!					#DIV/0!						#DIV/0!					#DIV/0!	10	#DIV/0!
2	% First Division (>= 60%)					#DIV/0!					#DIV/0!					#DIV/0!						#DIV/0!					#DIV/0!	2.5	#DIV/0!
3	% of Compartment					#DIV/0!					#DIV/0!					#DIV/0!						#DIV/0!					#DIV/0!	4.5	#DIV/0!
4	Comparison with Other Colleges					#DIV/0!					#DIV/0!					#DIV/0!						#DIV/0!					#DIV/0!	-2	#DIV/0!
5																												10	


 PRINCIPAL
 SRI AUROBINDO COLLEGE OF
 COMMERCE & MANAGEMENT
 LUDHIANA

CLASS COUNSELLING SESSIONS RECORD

Sr No	Date	Room	Class	Topic
1	9/1/20	T3	B.Com 2 C	Introductory ice breaker session, addressing student concerns and questions about psychological interventions
2	13/1/20	T2	B.Com 2 B	Introductory ice breaker session, addressing student concerns and questions about psychological interventions
3	14/1/20	T12	BBA 6 B	Introductory ice breaker session, addressing student concerns and questions about psychological interventions
4	16/1/20	T13	BBA 4 A	Introductory ice breaker session, addressing student concerns and questions about psychological interventions
5	17/1/20	T6	B.Com 4 C	Introduction to mental health, psychological issues, addressed student concerns and queries
6	18/1/20	T6	B.com 4 C	Understanding stress, causes, effects on personality development and its management
		T16	BBA 2 B	Introduction on psychological issues impacting physical health, stress, need to seek help and addressed student concerns
7	20/1/20	T3	B.Com 2 C	Understanding stress, causes, effects on personality development and its management
		T16	BBA 2 B	Interactive session on the importance of mental health awareness
8	21/1/20	T1	B.Com 2 A	Interactive introductory session on the importance of mental health awareness.
		T2	B.Com 2 B	Interactive introductory session on the importance of mental health awareness
9	22/1/20	T16	BBA 2 B	Addressed student concerns and questions on topics such as overthinking, negative thoughts and mindlessness.
10	25/1/20	T7	B.Com 6 A	Introductory ice breaker session, addressed student questions and concerns, awareness about mental health issues.
		T4	B.com 4 A	Introduction on psychological issues impacting physical health, mental health awareness, need to seek help and addressed student concerns
11	1/2/20	T2	B.Com 2 B	Understanding stress, causes, effects on personality development and its management
		T3	B.Com 2 C	Addressed student concerns
		T5	B.Com 4 B	Interactive introductory session on the importance of mental health awareness.
12	3/2/20	T9	B.Com 6 B	Introductory ice breaker session, mental health awareness need to seek help and addressed student concerns.
13	4/2/20	T10	B.Com 6 C	Introductory ice breaker session, mental health awareness need to seek help and addressed student concerns.



PRINCIPAL
SRI AUROBINDO COLLEGE OF
COMMERCE & MANAGEMENT
LUDHIANA

14	5/2/20	T12	BBA 6 B	Interactive session on the importance of exposure, multifaceted benefits, and how it plays a role in personality development.
	5/2/20	T15	BBA 2 A	Interactive session on the importance of exposure, multifaceted benefits, and how it plays a role in personality development
15	7/2/20	T12	BBA 6 B	Interactive session on problem solving and decision making skills, how and when it becomes a part of personality, addressed student concerns
16	11/2/20	T10	B.Com 6 C	Interactive session on the importance of exposure, multifaceted benefits, and how it plays a role in personality development.
		T16	BBA 2 B	Interactive session on the importance of exposure, multifaceted benefits, and how it plays a role in personality development.
17	12/2/20	T9	B.Com 6 B	Interactive session on the importance of exposure, multifaceted benefits, and how it plays a role in personality development
18	13/2/20	T1	B.Com 2 A	Interactive session on the importance of exposure, multifaceted benefits, and how it plays a role in personality development
19	14/2/20	T15	BBA 2 A	Understanding mechanisms behind motivation, how to make motivation part of habit formation, addressed student concerns
		T 11	BBA 6 A + B	Introduction on psychological issues impacting physical health, mental health awareness, need to seek help and addressed student concerns
20	20/2/20	T15	BBA 2 A	Addressed student concerns, discussed stress/anxiety performance curve
21	22/2/20	T12	BBA 6 B	Interactive session on academic goals, about creating opportunities through exposure
		T14	BBA 4 B	Introduction to mental health, psychological issues, addressed student concerns and queries
22	24/2/20	T14	BBA 4 B	Understanding stress, causes, effects on personality development and its management
23	25/2/20	T14	BBA 4 B	Interactive session on the importance of exposure, multifaceted benefits, and how it plays a role in personality development.
		T9	B.Com 6 B	How to sustain motivation
24	27/2/20	T7	B.Com 6 A	Interactive session on the importance of exposure, multifaceted benefits, and how it plays a role in personality development.
		T9	B.Com 6 B	Introduction on EQ, creating opportunities and addressed student queries
25	28/2/20	T7	B.Com 6 A	How to sustain Motivation
		T16	BBA 2 B	Interactive session on academic goals, about creating opportunities through exposure


 PRINCIPAL
 SRI AUROBINDO COLLEGE OF
 COMMERCE & MANAGEMENT
 LUDHIANA

26	29/2/20	T2	B.Com 2 B	Interactive session on academic goals, about creating opportunities through exposure
		T5	B.Com 4 B	Understanding stress, causes, effects on personality development and its management
27	2/3/20	T2	B.Com 2 B	How to sustain Motivation
28	3/3/20	T14	BBA 4 B	How to sustain Motivation
29	4/3/20	T15	BBA 2 A	Personality Assessment
30	5/3/20	T16	BBA 2 B	Personality Assessment

P. Gupta
30/6/20

A. P.
PRINCIPAL
SRI AUROBINDO COLLEGE OF
COMMERCE & MANAGEMENT
LUDHIANA

SRI AUROBINDO COLLEGE OF COMMERCE AND MANAGEMENT

LUDHIANA, PUNJAB

Date: 30/6/20

COUNSELLING PROGRESS REPORT

Oct'19 – March'20

The following are the list of activities conducted for students and the faculty respectively

Students

- Individual counselling sessions for emotional and behavioral issues
- Additional classroom counselling sessions on the topics of Stress Management, Motivation, Importance of Exposure were covered for all classes
- Personality assessment for BBA I

Faculty

- Faculty lectures on the topics of Introduction to Mindfulness and Understanding Depression were organized.

March'20 – June'20

To promote psychological well-being and facilitate personal growth in our students in the wake of COVID-19, the following measures have been initiated.

- **Online Counselling Sessions**

Students are being counselled for personal, emotional and behavioral issues and appropriate need based interventions are being initiated. To seek counselling

- Appointment is fixed via email/text on a mutually agreed time and date.
- Duration each session is of 50 minutes and
- Mode of communication is via a telephone or video call, depending upon convenience of the students.

Follow Ups

Regular messages to students encouraging them to seek help in times of need are being sent to students over the official WhatsApp group. Follow up sessions for students undergoing counselling are also being planned and delivered timely.




PRINCIPAL
SRI AUROBINDO COLLEGE OF
COMMERCE & MANAGEMENT
LUDHIANA

▪ **Psychological Guidebooks**

For additional support and guidance, guidebooks containing self-help techniques are being shared with the students weekly on the official WhatsApp groups.

The topics chosen are on the suggestions and feedback given by students. The following topics have been covered till date and been uploaded on the college website.

- Well-being during Covid -19
- Boosting attention and concentration
- Improving motivation
- Overcoming distractions
- Ways to study smarter
- Stop overthinking
- Anger Management


Ishita Mehra
Psychologist


PRINCIPAL
SRI AUROBINDO COLLEGE OF
COMMERCE & MANAGEMENT
LUDHIANA